



에듀박스 Clue & Key

www.edubox.com
www.clueandkey.com

구입문의
TEL 02-6943-9174
FAX 02-6919-1728

Clue&Key ELT BOOKS

2015

에듀박스 Clue & Key

2015

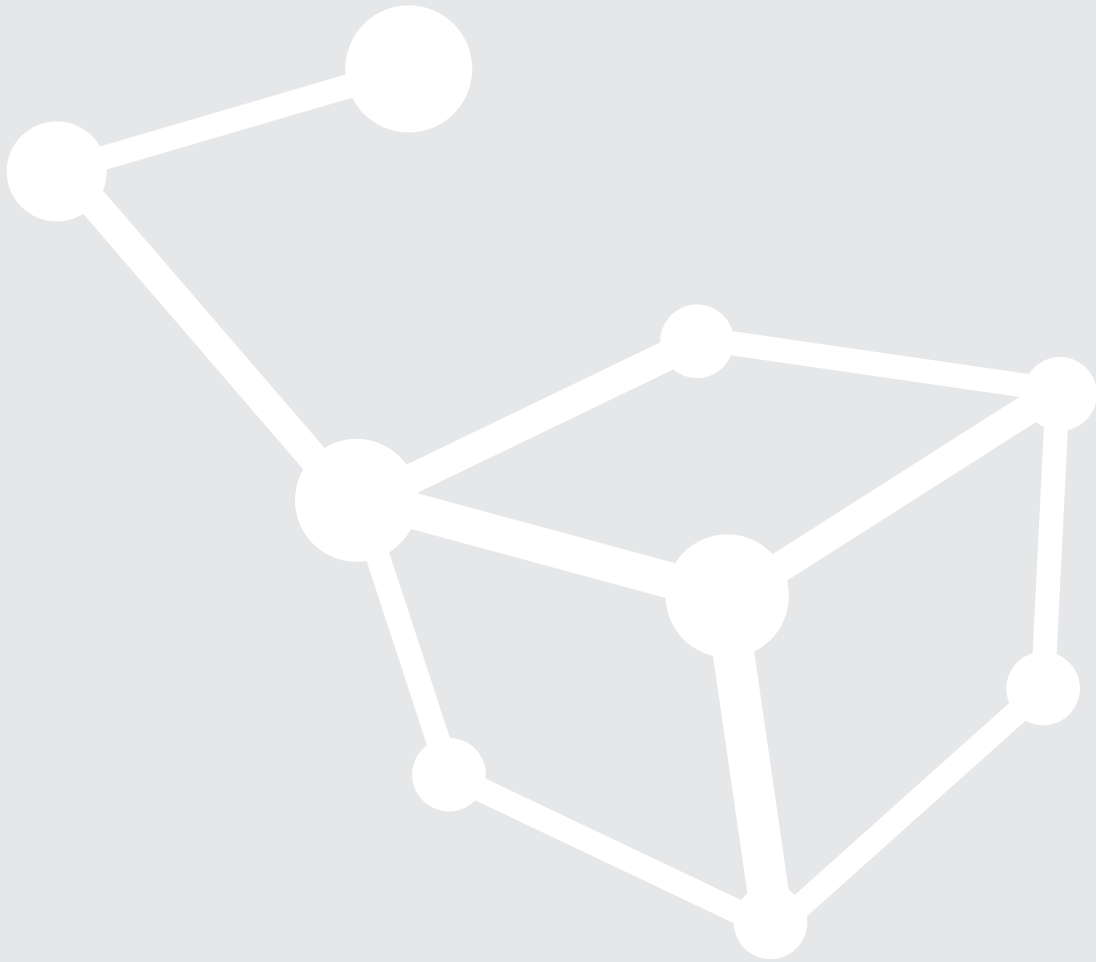
ENGLISH LANGUAGE TEACHING

Clue & Key

에듀박스



에듀박스 Clue & Key




Brand: Clue&Key


클루앤키는 교육 전문 기업인 에듀박스의 영어교재 브랜드입니다. 유치등 및 중등 학습자들을 대상으로 한 영어교재들을 약 300여 종 출간하였으며, 국내 영어교육 시장에 최적화된 교재 개발에 선두적인 역할을 해오고 있습니다. 클루앤키는 선생님과 학습자 모두가 쉽고 재미있게 영어를 배우고 가르칠 수 있도록, 모든 교재들의 학습 연령과 레벨을 고려한 학습자료와 다양한 형태의 수업용 부가자료들을 제공하고 있습니다. 뿐만 아니라 클루앤키가 직접 개발하여 출간한 교재들은 국내를 넘어, 유럽, 중동, 아프리카, 라틴아메리카, 동남아시아, 중국 등과 같은 비영어권 국가에서 널리 사용되고 있습니다.

Company: EDUBOX




코스닥 상장기업 에듀박스는 클루앤키의 모회사로, 대한민국의 영어교육을 이끌어 온 대표 교육기업입니다. 에듀박스는 전국 각지에 “토크클럽”으로 대표되는 400여 개 이상의 영어학원 프랜차이즈 설립 사업을 진행해 오고 있습니다. 또한 영어 말하기 자격시험인 ESPT를 주관하고, TOSEL 대비서의 공식 출판을 담당하는 등 국내 영어평가 사업 분야에서도 큰 몫을 담당하고 있습니다.



Go,Go! Phonics



Writing POP!



First Step in Grammar

New Books



Bump Up!



Big Questions

Contents

DOUBLE SKILLS	Winners' Speaking & Listening	8
	Winners' Reading & Writing	14
PHONICS	First Step in Phonics	20
	Go,Go! Phonics	24
	New Plus Phonics	30
	Phonics Story	34
READING	First Step in Reading	38
	Read & Do	42
	Read and Grow	46
	Reading Plus	50
	Reading Keys	54
	Big Questions	58
	Reading Issues	62
	Bump Up!	66
LISTENING	Happy Listener	70
	Champ Listener	74
	Super Listener	78
	고수준 주니어 리스닝 <small>(Korean)</small>	82
WRITING	Writing POP!	86
	Writing POP! UP	90
GRAMMAR	First Step in Grammar	96
	New Plus Grammar <small>(Korean)</small>	100
READERS	시계마을 티키톱! 영어동화 <small>(Korean)</small>	104
	출동! 슈퍼왕스 영어 스토리북 <small>(Korean)</small>	110
	Story Club I	116
	Story Club II	120
	Story Club III	124
COURSE BOOK	EASYS Kids Series	128
	GrowEng Talk	132
	EASYS Junior Series	136
	5주의 마법사 <small>(Korean)</small>	144
TEST PREP	TOSEL King Series <small>(Korean)</small>	148
	EBS TOSEL Series <small>(Korean)</small>	152
	ESPT Series <small>(Korean)</small>	156

Why Clue&Key Books?

방대한 양의 콘텐츠

- 약 300종에 달하는 다양한 ELT 도서 라인업
- WINNERS' 시리즈, Writing POP!, Go,Go! Phonics 등의 베스트셀러 보유

영어학습의 핵심 스킬을 모두 커버하는 다양한 콘텐츠

- 파닉스, 읽기, 듣기, 쓰기, 말하기, 스토리북, 문법, 수험서 및 코스북

다양한 연령과 레벨의 학습자들을 위한 개별 맞춤형 교재

- CEFR(유럽 언어 공통 기준)에 맞춘 단계별 교재
- 유아부터 중고생 학습자까지 레벨에 맞추어 선택할 수 있도록 교재를 구성

학습자들을 위한 쉽고 재미있는 구성

- 학습 효과를 극대화하는 충분한 양의 워크시트, 액티비티, 프로젝트 페이지, 게임 수록
- 빠른 이해를 돕는 동영상 강의와 효과적인 멀티미디어 콘텐츠 제공

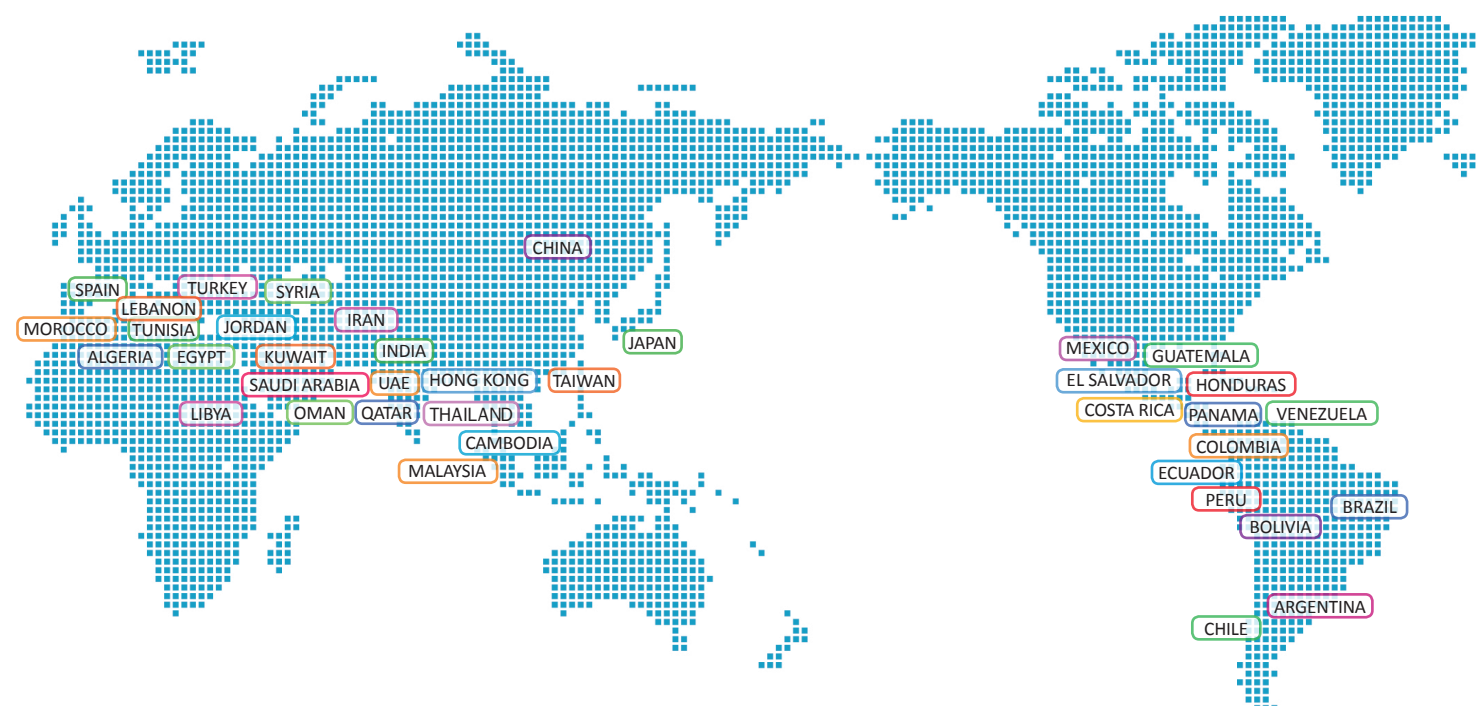
풍부한 수업 부가자료

- 전 교재에 대해 교사와 부모님의 지도 방법을 안내하는 가이드 제공
- 홈페이지에서 다양한 학습자료 다운로드 가능 (<http://www.clueandkey.com>)

세계 각지에서 사용되는 검증된 콘텐츠

- 유럽, 중동, 동남아시아, 아프리카, 라틴아메리카, 일본, 중국 등의 비영어권 국가로 수출

Where Clue&Key Books Are Used



Why Clue&Key?

클루앤키는 학생들의 자율적이고 주체적인 학습을 유도하는 양질의 하이브리드 CD, 재미있는 구성의 워크시트, 플래시 카드 등과 같은 다양한 학습 부가자료를 제공하기 위해 노력하고 있습니다. 이러한 자료를 통하여 교사는 학생들에게서 영어학습에 대한 흥미와 동기를 쉽게 이끌어낼 수 있기 때문입니다. 또한, 외국어로서 영어를 접하는 비영어권 국가(EFL)의 학습자들은 교실 밖에서 이러한 자료를 가지고 지속적으로 영어를 사용할 때, 마치 그들이 영어를 제2언어로 사용하는 ESL 환경에 있는 것과 같은 효과를 얻을 수 있습니다. 그러므로 클루앤키는 앞으로도 비영어권 국가의 학습자들에게 적합한 최적의 교재들을 연구하고 개발하는 데 꾸준한 노력을 기울일 것을 약속합니다.

Step Up with Clue & Key!

CEFR	LEVEL	TITLES
Leading to A1	LOWER - BEGINNER	<ul style="list-style-type: none"> Phonics Story 1-6 First Step in Phonics 1-5 EASYS Kids 1-5 GrowEng Talk Ready! / Up! / Walk! / Run!
	BEGINNER	<ul style="list-style-type: none"> Go,Go! Phonics 1-4 Winners' S&L STARTER-1 Winners' R&W STARTER-1 First Step in Reading 1-3 Read & Do 1-3 Happy Listener 1-3 Story Club I 1-6 Story Club II 1-6
A1	HIGH - BEGINNER	<ul style="list-style-type: none"> New Plus Phonics A-C Winners' S&L 2-3 Winners' R&W 2-3 Read and Grow 1-3 Champ Listener 1-3 Writing POP! 1-3 First Step in Grammar 1A-3 Story Club III 1-6 Ready to START/ MOVE
	LOWER - INTERMEDIATE	<ul style="list-style-type: none"> Winners' S&L 4-5 Winners' R&W 4-5 Reading Plus 1-3 Reading Keys 1 Writing POP! UP 1-2 Ready to RUN/ JUMP
A2	INTERMEDIATE	<ul style="list-style-type: none"> Winners' S&L 6 Winners' R&W 6 Reading Keys 2-3 Big Questions 1-3 Writing POP! UP 3 Super Listener 1-3 Ready to FLY
	HIGH - INTERMEDIATE	<ul style="list-style-type: none"> Reading Issues 1-3 Bump Up 1-3 Ready to FLY HIGH

Level Chart

Field \ Level	Level	Lower-Beginner	Beginner	High-Beginner	Lower-Intermediate	Intermediate	High-Intermediate
	CEFR	Leading to A1	A1	A1		A2	
DOUBLE SKILLS			WINNERS' S&L STARTER-1	WINNERS' S&L 2-3	WINNERS' S&L 4-5	WINNERS' S&L 6	
			WINNERS' R&W STARTER-1	WINNERS' R&W 2-3	WINNERS' R&W 4-5	WINNERS' R&W 6	
PHONICS		FIRST STEP IN PHONICS 1-5	GO, GO! PHONICS 1-4	NEW PLUS PHONICS A-C			
		PHONICS STORY 1-6					
READING			FIRST STEP IN READING 1-3	READ AND GROW 1-3	READING PLUS 1-3	BIG QUESTIONS 1-3	READING ISSUES 1-3
			READ & DO 1-3		READING KEYS 1-3		Bump Up 1-3
LISTENING			HAPPY LISTENER 1-3	CHAMP LISTENER 1-3		SUPER LISTENER 1-3	
WRITING				WRITING POP! 1-3	WRITING POP! UP 1-3		
GRAMMAR				FIRST STEP IN GRAMMAR 1A-3			
READERS		STORY CLUB I 1-6	STORY CLUB II 1-6	STORY CLUB III 1-6			
COURSE BOOK		EASYS KIDS 1-5		READY TO START/ MOVE	READY TO RUN/ JUMP	READY TO FLY	READY TO FLY HIGH
		GROWENG TALK READY! 1-10					
		GROWENG TALK UP! 1-10					
		GROWENG TALK WALK! 1-10					
		GROWENG TALK RUN! 1-10					

영어 말하기 · 듣기 시험을 준비하는 초등학생들의 머스트해브 아이템!

WINNERS' SPEAKING & LISTENING

WINNERS' Speaking & Listening 시리즈는 총 7단계(Starter, 1~6)로 이루어진 초등학생 대상의 Speaking & Listening 통합 스킬 학습서입니다. 초급 단계에 꼭 필요한 어휘 및 문장 패턴을 반복적으로 듣고 말해 봄으로써 학습자들이 자연스럽게 영어 말하기에 대한 두려움을 없애고 영어 기본기를 향상시킬 수 있게 해줍니다. 또한 여러 문제 유형을 다루고 있는 책 속 다양한 테스트는 학습자들이 앞서 배운 내용에 대한 자신의 이해도를 쉽게 파악하고, 더 나아가 각종 영어 말하기 · 듣기 시험에도 자신 있게 대비할 수 있도록 도와줍니다.

LEVEL

BEGINNER TO INTERMEDIATE

CEFR

Leading to A1	A1	A2	B1	B2	C1
---------------	----	----	----	----	----

DOWNLOAD

- Unit Sample
 - Lesson Plan
 - Answer Key
- MP3 Files
 - Teacher's Guide
 - Flashcards

PRICE

11,000원~13,000원

Key Features

- » A variety of conversation patterns and words that are essential to students
- » Numerous photos and illustrations that help students' understanding
- » 12 Trial Tests, 4 Review Tests, and a Final Test for check-up
- » A workbook that enhances the students' vocabulary and writing skills
- » An MP3 CD that provides the reading of the Student Book's learning materials as well as the listening materials for the tests

Contents

Titles	Level	CEFR	Main Topics or Curriculum
Winners’ Speaking & Listening STARTER	Beginner	A1	Alphabet Practice, Basic Vocabulary Practice
Winners’ Speaking & Listening 1			Basic Pattern Practice
Winners’ Speaking & Listening 2	High-Beginner		Basic Pattern Practice
Winners’ Speaking & Listening 3			Basic Pattern Practice
Winners’ Speaking & Listening 4	Lower-Intermediate		Intensive Pattern Practice
Winners’ Speaking & Listening 5			Intensive Pattern Practice
Winners’ Speaking & Listening 6	Intermediate	A2	Intensive Pattern Practice

Compositions


Titles	Units	Pages (SB/WB)	ISBN
Winners' Speaking & Listening STARTER – Student Book + Workbook + 1 MP3 CD	30	88/32	978-89-6037-350-1
Winners' Speaking & Listening 1 – Student Book + Workbook + 1 MP3 CD	12	72/36	978-89-6037-351-8
Winners' Speaking & Listening 1 – Classroom Teacher's Guide (Book)	12	76	978-89-6884-000-5
Winners' Speaking & Listening 2 – Student Book + Workbook + 1 MP3 CD	12	72/36	978-89-6037-352-5
Winners' Speaking & Listening 2 – Classroom Teacher's Guide (Book)	12	76	978-89-6884-001-2
Winners' Speaking & Listening 3 – Student Book + Workbook + 1 MP3 CD	12	72/36	978-89-6037-353-2
Winners' Speaking & Listening 3 – Classroom Teacher's Guide (Book)	12	76	978-89-6884-002-9
Winners' Speaking & Listening 4 – Student Book + Workbook + 1 MP3 CD	12	96/36	978-89-6037-354-9
Winners' Speaking & Listening 4 – Classroom Teacher's Guide (Book)	12	76	978-89-6884-003-6
Winners' Speaking & Listening 5 – Student Book + Workbook + 1 MP3 CD	12	96/36	978-89-6037-355-6
Winners' Speaking & Listening 5 – Classroom Teacher's Guide (Book)	12	76	978-89-6884-004-3
Winners' Speaking & Listening 6 – Student Book + Workbook + 1 MP3 CD	12	96/36	978-89-6210-416-5
Winners' Speaking & Listening 6 – Classroom Teacher's Guide (Book)	12	76	978-89-6884-025-8




Student Book




Flashcards



Workbook



Teacher's Book



Sample Pages from the Student Book

Unit 01 It's yellow.

Listen & Read Aloud

Look at this! What color is it?

It's purple.

Intonation Check

Listen and practice the intonation. What color is it? It's yellow. Listen and repeat. Then circle the part that is emphasized most. 1. What color is it?

WORD CHECK

Listen and repeat the words.

red blue yellow green pink orange brown purple black white

Basic Practice

A Listen and choose the right picture.

1. 2. 3.

B Listen and circle the right answer.

1. 2. 3.

What color is it? A. B. C. What color is it? A. B. C. What color is it? A. B. C.

삼화와 함께 메인 다이얼로그 패턴을 소개하는 코너

From WINNERS' S&L1

기본 문제 풀이를 통해 리스닝 훈련

자연스럽고 유창하게, 정확하게 말하는 연습을 도와주는 억양 체크 코너

그림 사전 형식으로 유닛별 주요 단어 제시

확장된 말하기를 키워주는 두 번째 다이얼로그 패턴 학습

매 유닛마다 학습한 내용을 체크할 수 있는 트라이얼테스트

이전에 학습한 두 개의 다이얼로그 패턴을 활용한 스피킹과 리스닝 통합 액티비티 제공

Review Test 01 UNIT 01-03

Listen, look and choose the correct response.

1. A. B. C. 2. A. B. C. 3. A. B. C. 4. A. B. C. 5. A. B. C. 6. A. B. C.

Talk about the picture using the dialogue. Then check.

- What color is it? It's _____.
Is this red? Yes, it is. / No, it isn't.
What is this/that? It's a/an _____.
What are they? They are _____.



FINAL TEST >>> Level 1

Listen and circle O or X.

1. O X 2. O X 3. O X 4. O X 5. O X 6. O X

각 책의 모든 유닛 내용을 체크할 수 있는 파이널테스트

Listen, look and circle the right respond.

1. A. B. C. 2. A. B. C. 3. A. B. C. 4. A. B. C. 5. A. B. C. 6. A. B. C.

Sample Pages from the Workbook

UNIT 01 It's yellow.

Write its meaning. Then write the word three times.

1. black _____
2. purple _____
3. brown _____
4. orange _____
5. red _____
6. color _____

Fill in the blanks.

What isn't color purple this

1. What _____ is it? >>> It's red.
2. Is _____ purple? >>> No, it _____.
3. _____ color is it? >>> It's _____.

Match the sentences.

1. Is this brown? * It's green.
2. What color is it? * Yes, it is.
3. Is this purple? * No, it isn't, it's purple.
4. What color is this? * It's pink.

Write the words in the correct order.

1. That green is _____
2. pink it is ? _____
3. color it is What ? _____
4. isn't it purple No _____

문장 완성하기, 순서 배열하기, 디테이션과 같은 라이팅 스킬을 보강할 수 있는 워크북

리딩을 통해 배운 어휘와 문법을 이용하여 나만의 글을 완성하는 라이팅

WINNERS' READING & WRITING

WINNERS' Reading & Writing은 총 7단계(Starter, 1~6)로 이루어진 초등학생 대상의 Reading & Writing 통합 스킵 학습서입니다. 낮은 레벨의 리딩에서도 픽션과 논픽션을 균형 있게 접하며 폭넓은 배경지식을 쌓을 수 있으며, 체계적으로 구성된 학습 코너들은 학습자들이 리딩에서 배운 단어와 문법, 지식을 실제로 자신의 라이팅에 쉽게 적용할 수 있게 해줍니다. WINNERS' Reading & Writing 시리즈를 통해 정확한 언어 스킬과 다양한 정보를 습득함으로써, 학습자들은 더 높은 레벨의 글을 자유롭게 읽고 자신 있게 쓸 수 있게 됩니다.

LEVEL

BEGINNER TO INTERMEDIATE

CEFR

Leading to A1	A1	A2	B1	B2	C1
---------------	----	----	----	----	----

DOWNLOAD

- Unit Sample
 - Teacher's Guide
 - Worksheet
- MP3 Files
 - Answer Key

PRICE


13,000원~14,000원

Key Features

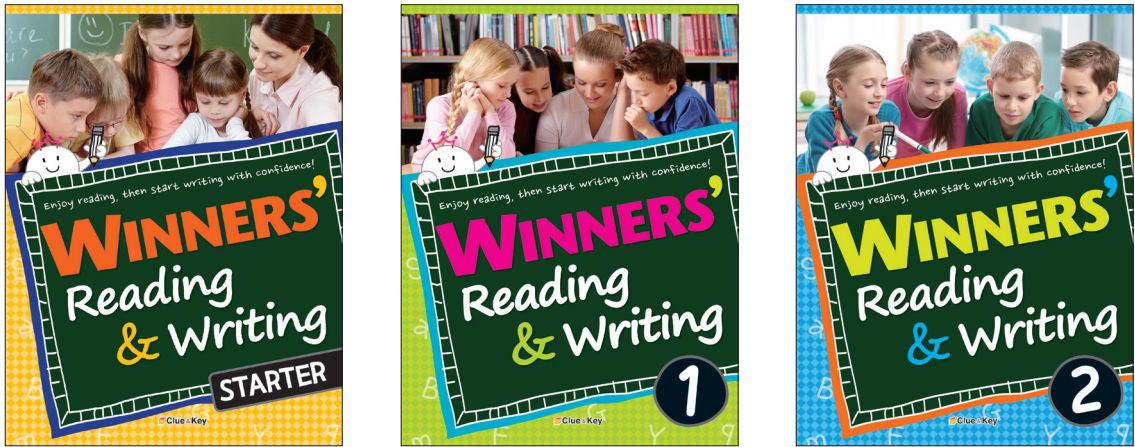
- » Organized guides to every stage of reading and writing
- » Providing a number of vocabulary categorized by various themes
- » Introducing diverse genres with fun and educational stories
- » Dealing with core grammar patterns for ESL/EFL learners
- » Writing Point sections with sufficient exercises to develop accurate writing
- » Workbooks for reviewing grammar, vocabulary, and stories including listening exercises

Compositions

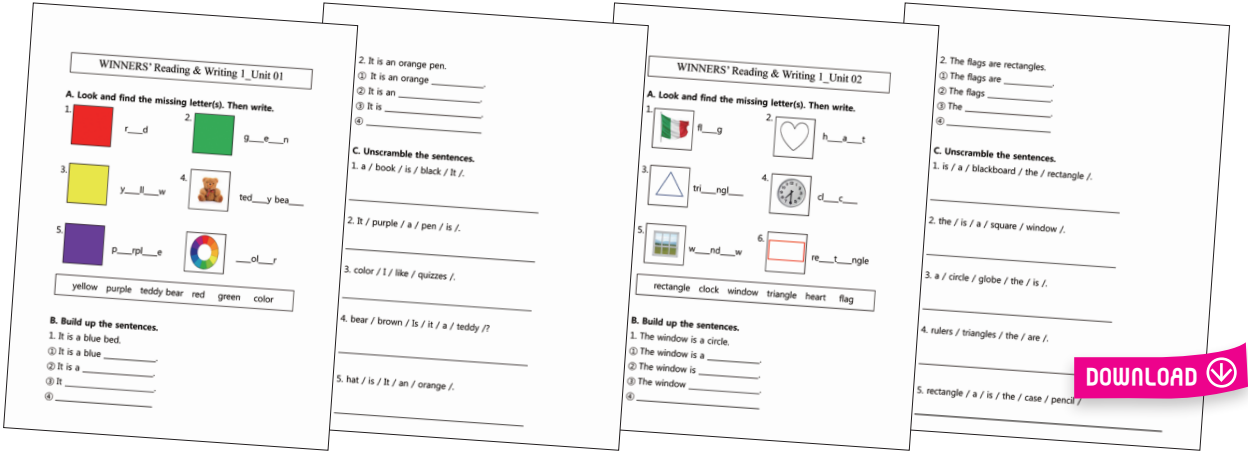
Titles	Units	Pages (SB/WB)	ISBN
Winners' Reading & Writing STARTER – Student Book + Workbook	30	88/32	978-89-6884-285-6
Winners' Reading & Writing 1 – Student Book + Workbook	12	80/36	978-89-6884-120-0
Winners' Reading & Writing 1 – Classroom Teacher's Guide (Book)	12	60	978-89-6884-287-0
Winners' Reading & Writing 2 – Student Book + Workbook	12	80/36	978-89-6884-121-7
Winners' Reading & Writing 2 – Classroom Teacher's Guide (Book)	12	60	978-89-6884-288-7
Winners' Reading & Writing 3 – Student Book + Workbook	12	80/36	978-89-6884-122-4
Winners' Reading & Writing 3 – Classroom Teacher's Guide (Book)	12	60	978-89-6884-289-4
Winners' Reading & Writing 4 – Student Book + Workbook	12	104/36	978-89-6884-123-1
Winners' Reading & Writing 4 – Classroom Teacher's Guide (Book)	12	64	978-89-6884-290-0
Winners' Reading & Writing 5 – Student Book + Workbook	12	104/36	978-89-6884-124-8
Winners' Reading & Writing 5 – Classroom Teacher's Guide (Book)	12	60	978-89-6884-291-7
Winners' Reading & Writing 6 – Student Book + Workbook	12	104/36	978-89-6884-125-5
Winners' Reading & Writing 6 – Classroom Teacher's Guide (Book)	12	68	978-89-6884-292-4



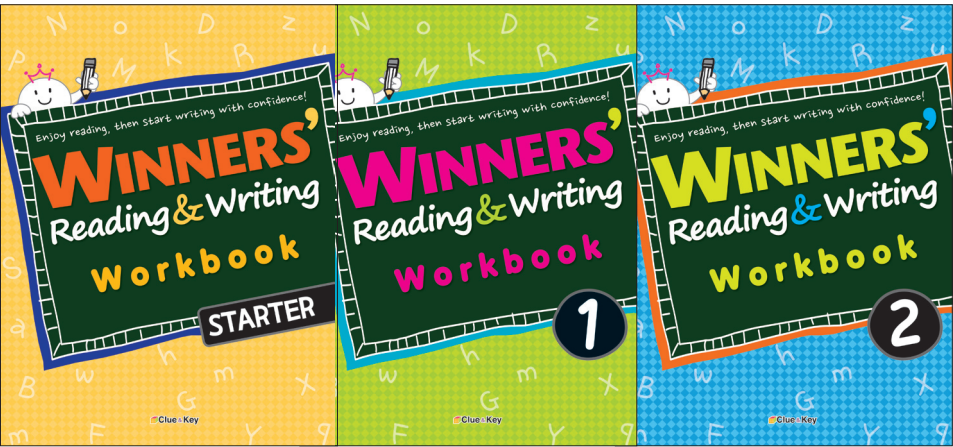
Student Book




Worksheet



Workbook



Teacher's Book



Sample Pages from the Student Book

Chapter 1
Colors & Shapes

Tap Your Background Knowledge
Look at the pictures and talk together.

Topic: Colors
1 What is your favorite color?
2 Can you name something red?

Topic: Shapes
1 What is your favorite shape?
2 What things are circles?

circle, diamond, heart, star, red, blue, green, black, yellow

Chapter at a Glance
Topic: Colors & Shapes
Language Point: [adjective + noun] [is/are]
Writing Point: Period (.) & Question Mark (?)

From WINNERS' R&W1

선생님과 학습자들이 각 챕터에서 배울 토픽과 문법 포인트를 먼저 확인할 수 있도록 학습목표 제시

학습자들이 배경지식을 활용하고 쌓을 수 있도록 각 토픽에 관한 질문과 답을 해보는 코너

학습자들이 토픽에 대한 리딩과 라이팅 능력을 키울 수 있도록 사진과 함께 주요 단어 제시

Ready to Write
A Use the code to find out each word. Write it. Then, match.

1	2	3	4	5	6	7	8	9	10	11	12	13
a	b	c	d	e	f	g	h	i	j	k	l	m
14	15	16	17	18	19	20	21	22	23	24	25	26
n	o	p	q	r	s	t	u	v	w	x	y	z

1 16, 21, 18, 16, 12, 5
2 3, 15, 12, 15, 18
3 8, 1, 20

Read & Write
Look and read the example below before you write.

Model Writing
It is a blue trash can.
It is an orange bed.
It is a green book.

A Draw and color three things in your room.

B Now, write about @, @, and @. Then, present them to the class.

It is (a/an) (color) (@).

라이팅 활동 전에 주요 단어와 문법을 이용하여 문장 쓰기 연습

라이팅의 목표를 보여주는 모델 라이팅 제시

메인 스토리에서 익힌 단어와 문법을 라이팅 활동에서 완벽하게 활용할 수 있도록 가이드해 줌

Sample Pages from the Workbook

Unit 01 Colors

Talk & Read
Look at the picture below. What colors do you see?

Color Quiz
I like color quizzes.
Amy says, "It is on the bed."
I say, "Is it a brown teddy bear?"
Amy says, "No, it is purple."
Tom says, "It is a purple hat!"
Amy says, "Yes!"

Vocabulary
color, say, teddy bear, purple, hat

Read & Check
A Choose the main idea.
The story is about _____.
@ a color quiz @ Amy @ a bed

B Choose the correct answers.
1 How many children are there in the story?
@ one @ two @ three
2 Where is the hat?
@ on the bed @ on the teddy bear @ on the table

C Check T or F.
1 It is a purple hat. T F
2 It is a purple teddy bear. T F

Find It Together
Read the story again and find the following patterns.
1 Find "It is purple" and circle it.
2 Find "It is a purple hat" and underline it.

메인 스토리의 주제와 세부 사항에 대한 다양한 문제를 통해 학습자들의 이해도 체크

리딩의 기초 단계에 적합한 여러 장르의 픽션과 논픽션 스토리

유닛별 5개의 새로운 단어 제시

스토리 안에서 주요 패턴을 찾고 인지함으로써 자연스럽게 문법을 익힐 수 있는 액티비티 제공

Chapter 1 Unit 01 Colors

A Trace and color.
1 black 2 green 3 yellow 4 blue 5 brown 6 purple

B Complete the puzzle.

C Unscramble and color.
1 is yellow hat is a
→ It is a yellow hat.
2 is hat is brown a
→
3 a red is it bed
→
4 is orange book is an
→
5 teddy purple is a bear
→
6 is blue can it a trash
→

D Listen and fill in the blanks by using the word box.

Color Quiz
I like _____ quizzes.
Amy says, "It is on the _____."
I say, "Is it a _____ teddy bear?"
Amy says, "No, it is purple."
Tom says, "It is a _____ hat!"
Amy says, "Yes!"

E Read the story again and choose the correct words.
1 This story is _____ fiction _____ nonfiction.
2 This story is about a _____ color quiz _____ teddy bear.
3 The kids are at _____ home _____ school.
4 The teddy bear is _____ purple _____ brown.

How much do you like the story? ★★★★★

본책에서 배운 단어 복습

문법 포인트 복습 및 문장 완성 연습

딕테이션 액티비티를 통해 스토리를 다시 한 번 학습해 보면서 리딩과 리스닝 스킬 강화

영어 학습을 처음 시작하는 유아 학습자들을 위한 파닉스 교재

FIRST STEP IN PHONICS

First Step in Phonics 시리즈는 영어 선행 지식이 없는 유아 대상의 파닉스 입문서로, 「알파벳-자음-단모음-장모음-이중음가」로 권마다 뚜렷한 학습목표를 제시합니다. 듣고, 읽고, 쓰고, 챗트를 부르는 활동을 통해 영어의 기초를 다질 수 있고, 파닉스 스토리를 통해 리딩 스킬도 키울 수 있습니다.

LEVEL LOWER-BEGINNER

CEFR

Leading to A1	A1	A2	B1	B2	C1
---------------	----	----	----	----	----

DOWNLOAD

- Unit Sample
 - Lesson Plan
 - Answer Key
 - Cursive Handwriting Worksheet
 - Flashcards
- MP3 Files
 - Teacher's Guide
 - Test

PRICE

11,000원

Key Features

- » Fun, age-appropriate activities: tracing, matching, circling, coloring, etc.
- » Short, easy-to-remember chants in every unit
- » Stories to review the words in a meaningful context
- » Check-up page in every unit along with a progress test
- » Writing-based workbook to review words and stories

Contents

Titles	Main Topics or Curriculum	Target Vocabulary
First Step in Phonics 1	Alphabet Letters	60 words
First Step in Phonics 2	Beginning Consonants	60 words
First Step in Phonics 3	Short Vowels	60 words
First Step in Phonics 4	Long Vowels	48 words
First Step in Phonics 5	Double Letters	60 words

Compositions

Titles	Units	Pages (SB/WB)	ISBN
First Step in Phonics 1 – Student Book + Workbook + 1 MP3 CD	10	80/32	978-89-6037-312-9
First Step in Phonics 1 – Classroom Teacher's Guide (Book)	10	56	978-89-6884-008-1
First Step in Phonics 2 – Student Book + Workbook + 1 MP3 CD	10	80/32	978-89-6037-313-6
First Step in Phonics 2 – Classroom Teacher's Guide (Book)	10	60	978-89-6884-009-8
First Step in Phonics 3 – Student Book + Workbook + 1 MP3 CD	10	80/32	978-89-6037-314-3
First Step in Phonics 3 – Classroom Teacher's Guide (Book)	10	60	978-89-6884-010-4
First Step in Phonics 4 – Student Book + Workbook + 1 MP3 CD	8	68/28	978-89-6037-315-0
First Step in Phonics 4 – Classroom Teacher's Guide (Book)	8	48	978-89-6884-011-1
First Step in Phonics 5 – Student Book + Workbook + 1 MP3 CD	10	80/32	978-89-6037-316-7
First Step in Phonics 5 – Classroom Teacher's Guide (Book)	10	56	978-89-6884-012-8


Student Book




Workbook



Cursive Handwriting Worksheet



Test Set




2 Review Tests + 1 Final Test / per every SB

Flashcards



Teacher's Book



유닛별 학습목표를 찬트와 그림으로 제시

Unit 01 Aa · Bb

Listen and chant. 02



Aa



Bb

Trace the letters.

1 2 3

A A A

1 2

a a a a

1 2 3

B B B

1 2

b b b b

Circle the partner letters.

1. A a B b

2. a A

3. B a

4. b a A B

학습한 내용을 레벨에 알맞은
체크해 볼 수 있는 액티비티 제시

Write the partner letters.

1. A  a

3. B  b

따라 써봄으로써 알파벳 쓰기의 기초를

따라 써봄으로써 알파벳 쓰기의 기초를 다질 수 있는 코너

학습한 내용을 레벨에 알맞은 난이도로
체크해 볼 수 있는 액티비티 제공

유닛별 6개의 확장 단어 소개

유닛별 6개의 확장 단어 소개

Listen and repeat. 03

Aa

Bb

Circle and write. 04

 <div style="display: flex; justify-content: space-between; align-items: center;"> Aa Bb </div> <div style="font-size: 2em; font-weight: bold; text-align: center;">Aa</div>	 <div style="display: flex; justify-content: space-between; align-items: center;"> Aa Bb </div> <div style="border-bottom: 1px solid black; height: 20px; width: 100%;"></div>
 <div style="display: flex; justify-content: space-between; align-items: center;"> Aa Bb </div> <div style="border-bottom: 1px solid black; height: 20px; width: 100%;"></div>	 <div style="display: flex; justify-content: space-between; align-items: center;"> Aa Bb </div> <div style="border-bottom: 1px solid black; height: 20px; width: 100%;"></div>

Practice

Match. 05

A

B

b

a

Listen. 06

글자와 소리의 관계를 학습하는 액티비티 제공

Unit 6

글자와 소리의 관계를 학습하는 액티비티 제공

각 유닛의 주요 단어로 구성된 스토리를 통해
복습 및 학습 자료 보충

유닛마다 배운 내용 복습 및 이해도 체크

Alphabet Story

Listen and read aloud. 05-06

A bear!

A banana is on the bear.

An apple is on the banana.

An ant is on the apple.

Read and write.

Aa

Bb

Cc

Dd

Ee

Ff

Gg

Hh

Ii

Jj

Kk

Ll

Mm

Nn

Oo

Pp

Qq

Rr

Ss

Tt

Uu

Vv

Ww

Xx

Yy

Zz

Check Up

Listen and check. 07

¹

a

b

²

A

B

³

b

a

⁴

B

A

Listen and write the partner letters. 08

¹

B

b

²

Listen and circle. 09

¹

b

a

²

B

a

³

A

b

Listen and circle. 10

¹

²

8

9

Sample Pages from the Workbook

본책의 단어와 스토리를 복습할 수 있도록 풍부한
라이팅 액티비티를 제공하는 워크북

Unit 01

Aa · Bb

본책의 단어와 스토리를 복습할 수 있도록 풍부한
 라이팅 액티비티를 제공하는 워크북

Say and write.

Circle the partner letters and write them.

Aa

Bb

A

a

B

b

1.

A	a
B	c

2.

C	B
b	A

3.

B	A
c	a

A

b

B

a

B

1.

A	<u> </u>
----------	---------------

2.

<u> </u>	b
---------------	----------

3.

<u> </u>	a
---------------	----------

4.

B	<u> </u>
----------	---------------

2

3

E-book과 다양한 멀티미디어 콘텐츠들을 이용하여 재미있게 공부하는 파닉스

GO,GO! PHONICS

Go,Go! Phonics는 교재와 멀티미디어 콘텐츠의 결합으로 영어의 기본기를 탄탄하게 다져주는 4단계 파닉스 시리즈입니다. 기본적인 알파벳 음가 학습, 단모음, 장모음, 이중자음과 이중모음 학습과 더불어 영어 단어 및 문장 읽기까지 가능하도록 구성되었습니다. E-book 콘텐츠를 활용한 상호적인 교수 및 학습이 가능하며 선생님뿐만 아니라 학부모님들도 쉽게 가르칠 수 있게 설계된 신개념 파닉스 교재입니다.

LEVEL BEGINNER

CEFR

Leading to A1	A1	A2	B1	B2	C1
---------------	----	----	----	----	----

DOWNLOAD

- Unit Sample
 - Flashcard
 - Answer Key
 - Cursive Handwriting Worksheet
- MP3 Files
 - Teacher's Guide
 - Test

PRICE

- SB: 13,000원
- WB: 5,000원

Contents

Titles	Main Topics or Curriculum	Target Vocabulary
Go,Go! Phonics 1 (Student Book / Workbook)	Alphabet Sounds	78 words
Go,Go! Phonics 2 (Student Book / Workbook)	Short Vowels	80 words
Go,Go! Phonics 3 (Student Book / Workbook)	Long Vowels	80 words
Go,Go! Phonics 4 (Student Book / Workbook)	Double Letter Sounds	100 words


Compositions

Titles	Units	Pages	ISBN
Go,Go! Phonics 1 – Student Book + 2 hybrid CDs	8	96	978-89-6210-300-7
Go,Go! Phonics 1 – Workbook	8	40	978-89-6210-301-4
Go,Go! Phonics 1 – Classroom Teacher's Guide (Book)	8	48	978-89-6884-013-5
Go,Go! Phonics – Alphabet Flashcard Book	-	224	978-89-6210-417-2
Go,Go! Phonics 2 – Student Book + 2 hybrid CDs	10	112	978-89-6210-302-1
Go,Go! Phonics 2 – Workbook	10	48	978-89-6210-303-8
Go,Go! Phonics 2 – Classroom Teacher's Guide (Book)	10	64	978-89-6884-014-2
Go,Go! Phonics 3 – Student Book + 2 hybrid CDs	10	112	978-89-6210-304-5
Go,Go! Phonics 3 – Workbook	10	48	978-89-6210-305-2
Go,Go! Phonics 3 – Classroom Teacher's Guide (Book)	10	68	978-89-6884-015-9
Go,Go! Phonics 4 – Student Book + 2 hybrid CDs	10	112	978-89-6210-306-9
Go,Go! Phonics 4 – Workbook	10	48	978-89-6210-307-6
Go,Go! Phonics 4 – Classroom Teacher's Guide (Book)	10	68	978-89-6884-016-6


Student Book



Workbook




Cursive Handwriting Worksheet



Test Set


2 Review Tests + 1 Final Test / per every SB



Flashcards



Teacher's Book



Sample Pages from the Student Book

Unit 01

Aa Bb Cc

Listen and chant.

Aa

Bb

Cc

Find the letters in the picture. Then color them.



Let's Learn!

Trace and write.

A A

B B

C C

a a

b b

c c

Write the partner letters.

1. A

2. B

3. C

4. a

5. b

6. c

올바른 순서로 알파벳 쓰는 법을 학습하는 코너

From Go,Go! Phonics 1

주요 글자와 단어 소개 및 학습자들의 흥미를 끌 수 있는 재미있는 챗트와 색칠하기 활동 제공

Writing Power

Look, circle, and write.

1. pple

2. at

3. ag

4. lligator

5. aby

6. up

Let's Play!

Find and color the words with the same beginning sound.



Put on the right stickers.

1. aby

2. at

3. ag

4. pple

5. ar

6. lligator

앞서 학습한 단어를 이용한 쓰기 훈련

색칠하기 및 스티커 활동으로 배운 내용을 학습자들이 재미있게 복습

Word Power

Listen and repeat.

Aa

apple

alligator

ant

Bb

baby

bag

bed

Cc

cat

cup

car

Sound Power

Listen and put on the right stickers.

1.

2.

3.

4.

Listen and circle the two pictures that begin with the same sound.

1.

2.

3.

글자, 소리, 단어들을 연습할 수 있는 다양한 리스닝 활동 제공

다채로운 삽화와 함께 유닛별 단어 학습

Story Time

Listen and read aloud.

The ant is on the cup.
The apple is on the bag.
The cat is on the toy car.
Where are they?
They are all on the bed.

Let's Check!

A Listen and circle the right letters.

A B a c b C

B Listen and choose the right picture.

a

b

c

C Look and write the beginning letters.

ant

alligator

apple

D Match the beginning letters to make complete words.

a ar

b nt

c ed

재미있는 파닉스 스토리와 챗트로 주요 단어 복습

테스트 형식의 문제 풀이를 통해 유닛별 배운 내용을 복습

Sample Pages from the Workbook

Unit 01 Aa Bb Cc

Trace and write.

Cc Bb Aa

Bb Aa Cc

Color the partner letters.

Aa Bc Cc

Bb Ab

Match the correct beginning sound.

Bb Aa Cc

Read and circle the correct picture.

1 baby 2 ant 3 car

Unit 01 5

파닉스 스킬을 강화할 수 있는 스펠링 쓰기 및 리딩 액티비티를 제공하는 워크북

Various Multimedia Contents for FUN

Go, Go! Phonics Hybrid CD Audio & CD-ROM

Go, Go! Phonics Book 1-CD

Sounds and Letters

Let's Write

Learning Words

Let's Read-LOOK

Let's Read-CHANT

Let's Read-READ

Unit Test

Unit Test

Unit Test

Let's Have Fun 1

Let's Have Fun 2

Review Game

Interactive Learning with Special Hybrid CDs

본책에 포함된 하이브리드 CD 2장은 본책 내용에 대한 오디오 파일 및 다양한 학습 콘텐츠로 구성되어 있습니다. CD에서는 본책을 E-book 형태로 동시에 제공함으로써, 선생님들이 수업 시간에 전자책으로도 사용할 수 있게 하였습니다. 부가적으로 재미있고 유익한 액티비티를 포함하여 학습자들이 각 유닛의 학습목표를 완벽하게 달성할 수 있도록 도와주고 있습니다.

Enjoy Special E-book

Unit 01 Aa Bb Cc

Let's Learn!

Trace and write.

Aa Bb Cc

Find the letters in the picture. Then color them.

Write the partner letters.

1. 2. 3.

- 1 Audio player _ 오디오 파일 청취하기
- 2 Media player _ 멀티미디어 콘텐츠 시청하기
- 3 Draw _ 다양한 색상의 펜으로 전자칠판 수업 가능
- 4 Bookmark _ 페이지별 메모 가능
- 5 Find _ 책 속 단어 검색
- 6 Index _ 전체 내용 한눈에 보기
- 7 Result _ 수업 진도 확인하기

파닉스 음가·단어·스토리·노래가 유기적으로 구성된 파닉스 교재

NEW PLUS PHONICS

New Plus Phonics는 파닉스와 더불어 리스닝, 스피킹, 리딩, 라이팅의 네 영역을 고루 발전시켜 주는 3단계 파닉스 시리즈입니다. 「소리-단어-스토리-노래」가 유기적으로 구성되어, 소리와 철자의 규칙을 익힌 후, 파닉스 스토리와 노래를 통해 학습자들이 파닉스를 온몸으로 습득할 수 있습니다. 초등학교 저학년 영어 학습의 기초를 확립하고 영어에 자신감을 높여 주는 효과적이고 알찬 파닉스 교재입니다.

LEVEL HIGH-BEGINNER

CEFR

Leading to A1	A1	A2	B1	B2	C1
---------------	----	----	----	----	----

DOWNLOAD

- Unit Sample
 - Flashcards
 - Answer Key
- MP3 Files
 - Teacher's Guide
 - Test

PRICE

- SB: 13,000원
- WB: 5,000원

Key Features

- » Comprehensive program designed to improve spelling, reading, listening, and writing
- » Easy and fun to teach with lots of songs, chants, stories, and activities
- » Stories that present various phonemic patterns through wonderful full-color illustrations using high-frequency vocabulary
- » Funny and engaging cartoon stories to review the entire units
- » Assessment tests per 3 units for partial check-up and 1 final test for covering all units

Contents

Titles	Main Topics or Curriculum	Target Vocabulary
New Plus Phonics A	Initial Consonants, C+V+C Syllable Building	159 words
New Plus Phonics B	Short Vowels, Rhyming Family, Blends, Ending Blends	159 words
New Plus Phonics C	Long Vowels, Diphthongs, R-Controlled Vowels, Digraphs, Ending Digraphs	164 words

Compositions

Titles	Units	Pages (SB/WB)	ISBN
New Plus Phonics A – Student Book+1 MP3 CD	16	112	978-89-6884-017-3
New Plus Phonics A – Workbook	16	68	978-89-6037-059-2
New Plus Phonics A – Classroom Teacher's Guide (Book)	16	84	978-89-6884-026-5
New Plus Phonics B – Student Book+1 MP3 CD	13	104	978-89-6884-018-0
New Plus Phonics B – Workbook	13	72	978-89-6037-063-0
New Plus Phonics B – Classroom Teacher's Guide (Book)	13	60	978-89-6884-027-2
New Plus Phonics C – Student Book+1 MP3 CD	12	104	978-89-6884-019-7
New Plus Phonics C – Workbook	12	72	978-89-6037-067-3
New Plus Phonics C – Classroom Teacher's Guide (Book)	12	56	978-89-6884-028-9

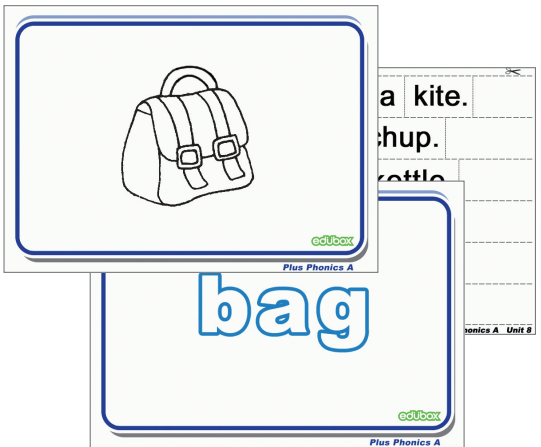
Student Book



Workbook

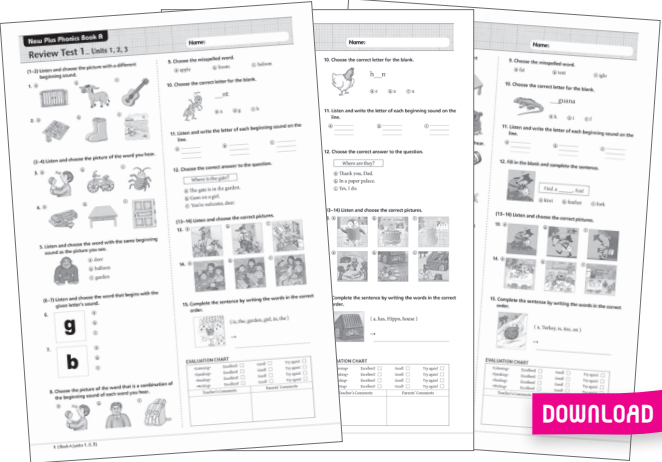


Flashcards




Test Set

- Book A_6 Review Tests + 1 Final Test
- Book B_5 Review Tests + 1 Final Test
- Book C_6 Review Tests + 1 Final Test



Teacher's Book



Sample Pages from the Student Book

From
New Plus Phonics B



Unit 4

Short Vowel

/o/ Sound Picture

페이지 전체에 걸친 익살스런 삽화를 보며 유닛별 주요 단어 확인

Listen and write the beginning sound of each word.

 op	 op	 op
 ox	 ox	 ox
 ot	 ot	 ot
 od	 od	 od

아기자기한 삽화와 함께 유닛별 주요 단어를 듣고 써보며 학습

Hot Pot

1

God has a rod.
Fox hops around.

3

유닛별 스토리들을 직접 뜯어서 미니북으로 만들 수 있도록 하여, 학습자들에게 재미와 더불어 리딩에 대한 성취감을 높여줌




각 책에 제공되는 5~6개의 평가 테스트


Review with Cartoon Story

Picnic at the Beach


학습자들이 좋아할 만한 재미난 만화를 통해 앞서 배운 단어를 복습해 보는 코너

TEST 5 (p.66 ~ p.81)




1. Listen and choose the picture beginning with the /s/ sound.
   








(2-3) Listen and circle yes if the letter in the box matches with the beginning sound or circle no if not.
2. 




j
yes no

 3. 

s
yes no

4. Listen and make a word by collecting each beginning sound.
  

(5-6) Listen and cross out the picture with a different beginning sound.
5.    
6.    

(7-9) Listen and write the letter of beginning sound on the line.
7.  _____ 8.  _____ 9.  _____






10. Listen and write the number of words you hear beginning with the /f/ sound.

Sample Pages from the Workbook









추가적인 음가 연습과 다양한 액티비티로 더욱 즐거운 학습을 가능하게 해주는 워크북

Complete the word and match it to the correct picture.

bag	balloon	each	ike	oots
-----	---------	------	-----	------

Unscramble, find and complete the sentence.

GAB	<table><tr><td></td><td></td><td></td></tr></table>						
LONLAOB	<table><tr><td></td><td></td><td></td><td></td><td></td></tr></table>						
KIBE	<table><tr><td></td><td></td><td></td><td></td></tr></table>						
TOOBS	<table><tr><td></td><td></td><td></td><td></td></tr></table>						
CEHBA	<table><tr><td></td><td></td><td></td><td></td></tr></table>						
XBO	<table><tr><td></td><td></td><td></td></tr></table>						
BGU	<table><tr><td></td><td></td><td></td></tr></table>						
UBS	<table><tr><td></td><td></td><td></td></tr></table>						


I			V		M		M	!
---	--	--	---	--	---	--	---	---

Read and write.

Word Bank


bag bug bus box boot

1




A big _____ !

2




A big _____ !

3




A big _____ !

4



A big _____ !

5



A big _____ !

32

33

친숙한 스토리들을 통해 파닉스와 리딩 실력을 쑥쑥!

PHONICS STORY

Phonics Story는 필수적인 파닉스 학습을 통해 아이들의 리딩 자신감을 키워주는 초등 저학년 대상의 6단계 파닉스 교재입니다. 이미 알고 있는 친숙한 스토리, 혹은 스토리의 배경을 영어로 읽어봄으로써 학습자들은 어휘력과 리딩 실력을 키울 수 있을 뿐만 아니라 풍부한 파닉스 연습도 할 수 있습니다.

LEVEL LOWER-BEGINNER

CEFR

Leading to A1	A1	A2	B1	B2	C1
---------------	----	----	----	----	----

DOWNLOAD

- Unit Sample
- Lesson Plan
- MP3 Files
- Worksheet

PRICE

10,000원

Key Features

- » Stories that help to build up a strong foundation in reading
- » Sentence patterns found in daily English
- » Lively songs and chants to help children practice in a natural way
- » A wide variety of fun activities in the workbook
- » Supplementary flashcards in the book

Contents

Titles	Main Topics or Curriculum	Target Vocabulary
Phonics Story 1: <i>A Birthday Gift</i>	Beginning Consonants 1	16 words
Phonics Story 2: <i>We Are the Best!</i>	Beginning Consonants 2	16 words
Phonics Story 3: <i>A Magic Boy</i>	Short Vowels	16 words
Phonics Story 4: <i>Little Lion's Day</i>	Consonants + Short Vowels	16 words
Phonics Story 5: <i>Ride to a Star!</i>	Long Vowels	16 words
Phonics Story 6: <i>Where Is My Frog?</i>	Double Letters	16 words

Compositions

Titles	Pages (SB/WB)	ISBN
Phonics Story 1: <i>A Birthday Gift</i> – Storybook+Workbook+1 Audio CD	28/8	978-89-6037-781-3
Phonics Story 2: <i>We Are the Best!</i> – Storybook+Workbook+1 Audio CD	28/8	978-89-6037-782-0
Phonics Story 3: <i>A Magic Boy</i> – Storybook+Workbook+1 Audio CD	28/8	978-89-6037-783-7
Phonics Story 4: <i>Little Lion's Day</i> – Storybook+Workbook+1 Audio CD	28/8	978-89-6037-784-4
Phonics Story 5: <i>Ride to a Star!</i> – Storybook+Workbook+1 Audio CD	28/8	978-89-6037-785-1
Phonics Story 6: <i>Where Is My Frog?</i> – Storybook+Workbook+1 Audio CD	28/8	978-89-6037-786-8

Storybook



Workbook



Sample Pages from the Student Book



From
A Birthday Gift

주요 단어가 포함된 문장들로 이루어져
리딩의 기초를 다져주는 스토리

학습자들의 흥미를 끌 수 있는 아기자기하고
부드러운 느낌의 삽화



파닉스와 음소를 지루하지 않게 반복적으로
연습할 수 있도록 해주는 챌린지

스토리에서 익힌 문장들로 구성된 재미있는 노래

Sample Pages from the Workbook



학습자들이 직접 뜯어서 자유자재로 사용할 수 있는
16장의 플래시카드 제공

box

big

desk

donkey

본책의 글자와 소리를 복습할 수 있는 색칠하기, 미로,
매칭하기 등의 다양한 액티비티를 포함한 워크북

기본적인 파닉스 학습을 끝낸 학습자들을 위한 맨 처음 리딩 교재

FIRST STEP IN READING

First Step in Reading은 파닉스 이후에 처음 리딩을 시작하는 학습자들에게 적합한 3단계 파닉스 리딩 시리즈입니다. 같은 사운드의 단어들로 구성된 스토리를 읽으며 파닉스 학습 효과를 얻을 수 있고, 스토리를 읽고난 뒤 Reading Comprehension 문제를 통해 리딩 실력을 향상시킬 수 있습니다. 또한, 리딩, 리스닝, 라이팅 액티비티를 두루 접하며 영어의 모든 영역의 기초를 쌓을 수 있습니다.

LEVEL BEGINNER

CEFR

Leading to A1	A1	A2	B1	B2	C1
---------------	----	----	----	----	----

DOWNLOAD

- Unit Sample
 - Lesson Plan
 - Answer Key
- MP3 Files
 - Teacher's Guide
 - Test

PRICE

11,000원

Key Features

- » Fun stories with phonics words to reinforce comprehensive reading skills
- » Picture dictionary for each unit
- » Tongue twisters to make sure the children pronounce new words well
- » Creative activities such as songs, games, and mini-books for review and fun
- » Critical thinking activity enhancing children's ability to make their own story

Contents

Titles	Main Topics or Curriculum	Word Count
First Step in Reading 1	Stories with Consonant Sound Words	40~55 words
First Step in Reading 2	Stories with Short Vowel and Blend Sound Words	45~55 words
First Step in Reading 3	Stories with Long Vowel and Digraph Sound Words	55~65 words


Compositions

Titles	Units	Pages (SB/WB)	ISBN
First Step in Reading 1 – Student Book + Workbook + 1 MP3 CD	8	80/32	978-89-6210-369-4
First Step in Reading 1 – Classroom Teacher's Guide (Book)	8	44	978-89-6037-847-6
First Step in Reading 2 – Student Book + Workbook + 1 MP3 CD	8	80/32	978-89-6210-370-0
First Step in Reading 2 – Classroom Teacher's Guide (Book)	8	44	978-89-6037-848-3
First Step in Reading 3 – Student Book + Workbook + 1 MP3 CD	8	80/32	978-89-6210-371-7
First Step in Reading 3 – Classroom Teacher's Guide (Book)	8	44	978-89-6037-849-0


Student Book



Workbook




Make your own book




Test Set

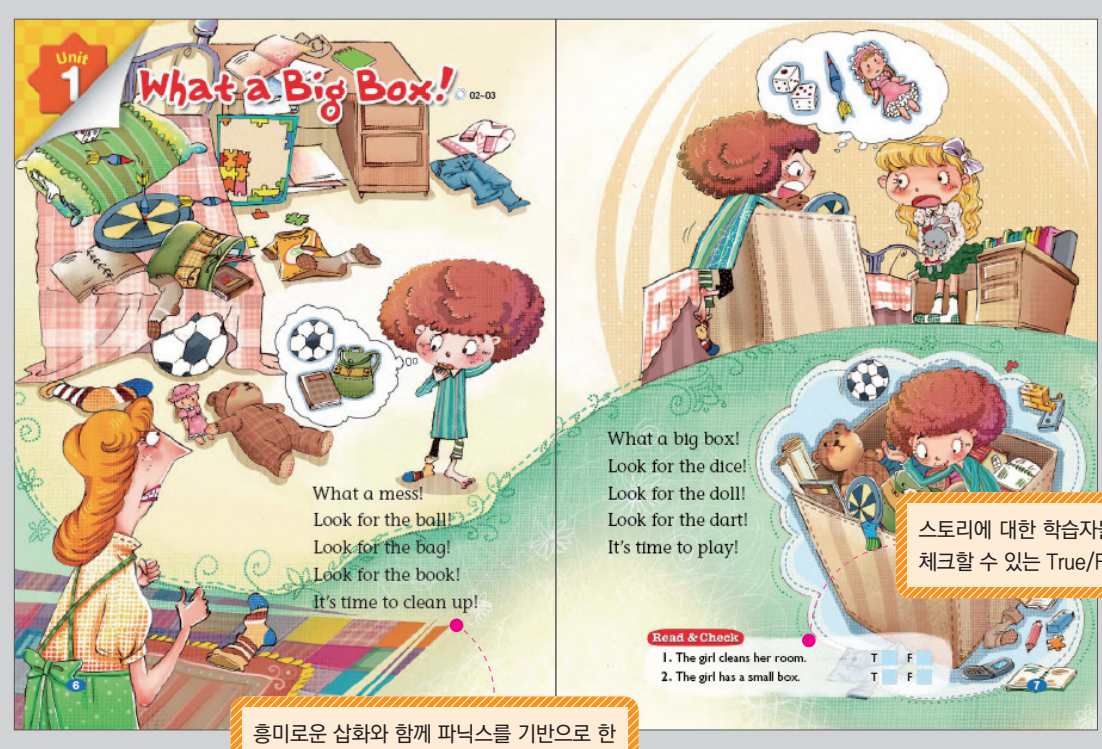
8 Unit Tests / per every SB



Teacher's Book



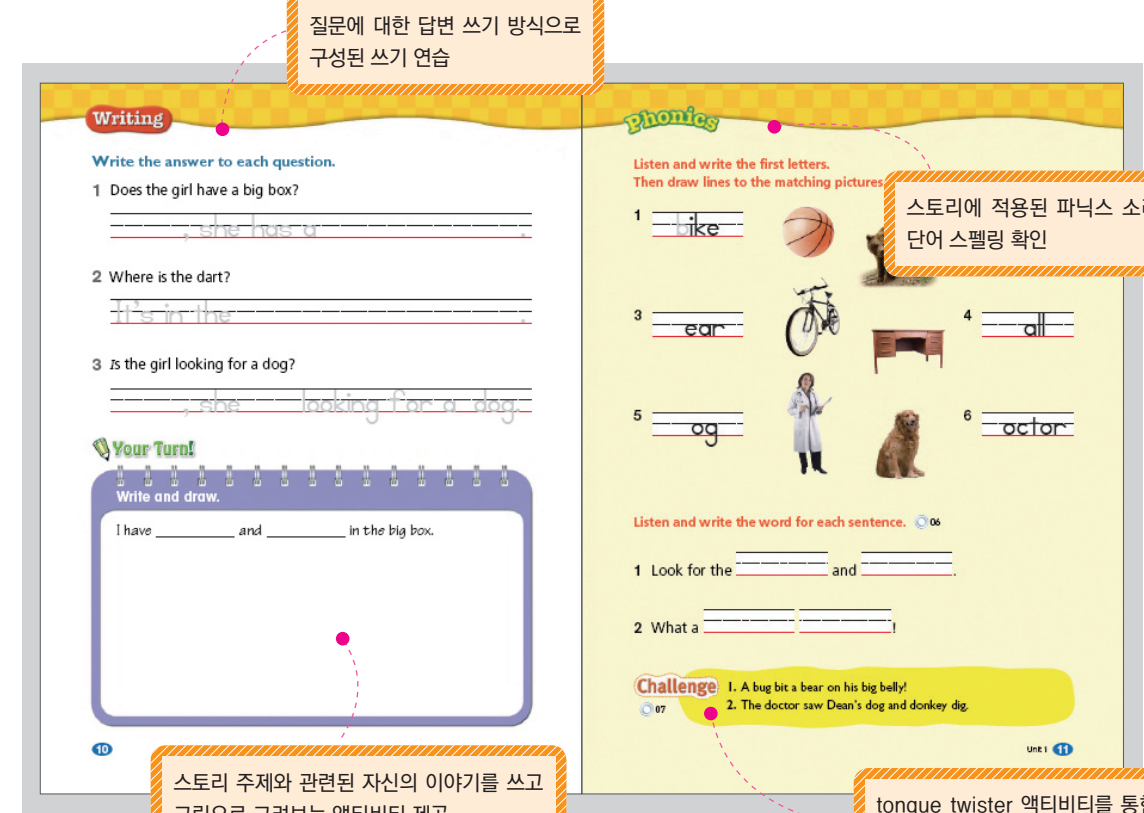
Sample Pages from the Student Book



From
First Step in Reading 1

흥미로운 삽화와 함께 파닉스를 기반으로 한 재미있는 스토리 제공

스토리에 대한 학습자들의 이해를 간단히 체크할 수 있는 True/False 문제 제시



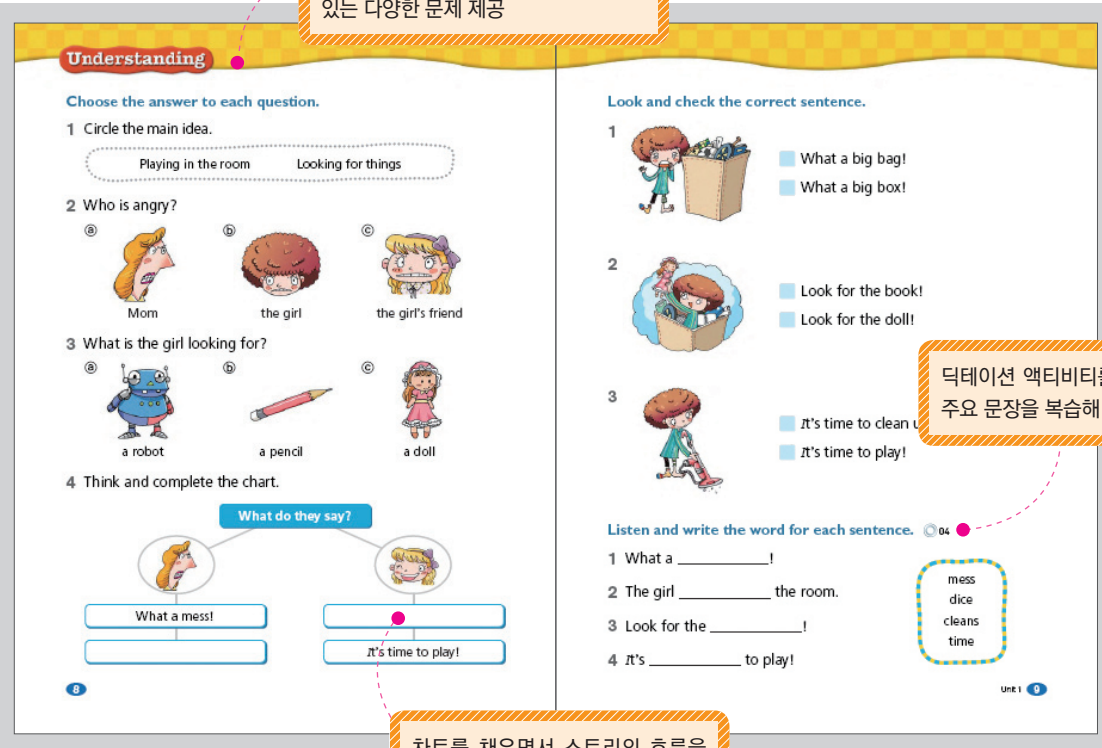
질문에 대한 답변 쓰기 방식으로 구성된 쓰기 연습

스토리에 적용된 파닉스 소리와 단어 스펠링 확인

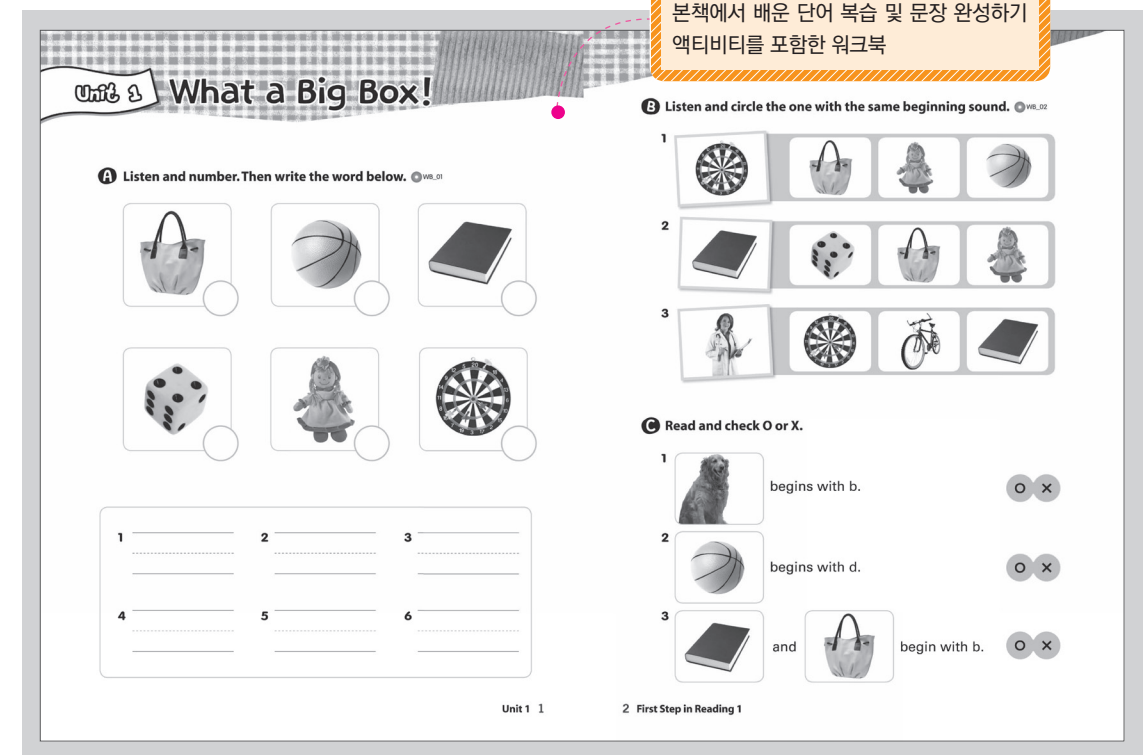
스토리 주제와 관련된 자신의 이야기를 쓰고 그림으로 그려보는 액티비티 제공

tongue twister 액티비티를 통한 흥미로운 스피킹 연습으로 유닛 마무리

Sample Pages from the Workbook



차트를 채우면서 스토리의 흐름을 이해하고 스토리 요약하기



본책에서 배운 단어 복습 및 문장 완성하기 액티비티를 포함한 워크북

뻘한 문제 풀이 대신, Fun한 액티비티와 함께하는 쉽고 재미있는 첫 리딩!

READ & DO

Read & Do는 총 3권으로 이루어져 있으며, 친근한 토픽들을 중심으로 펼쳐지는 재미있는 스토리, 귀여운 일러스트, 토픽과 리딩 스킬을 동시에 다질 수 있는 다양한 액티비티로 구성되어 있습니다. 워업 액티비티를 통해 리딩 토픽과 새로운 단어에 대한 배경지식을 다지고 거부감 없이 리딩에 도전할 수 있으며, 3단계로 제시된 단계별 리딩을 통해 단어와 패턴을 자연스럽게 체득하면서 첫 리딩에 대한 부담을 떨치고 자신감을 키울 수 있습니다. 특히, 일반적인 이해도 체크 문제 풀이 대신 눈높이에 맞는 다양한 액티비티를 통해, 자연스럽게 읽은 내용을 되새기고 핵심과 결론을 정리하는 훈련을 할 수 있습니다. 또한 듣고, 말하고, 써 보는 훈련을 통해, 리딩뿐 아니라 통합적 언어 능력을 향상시킬 수 있게 하였습니다.

LEVEL BEGINNER

CEFR

Leading to A1	A1	A2	B1	B2	C1
---------------	----	----	----	----	----

DOWNLOAD

- Unit Sample
 - Teacher's Guide
 - Flashcards
- MP3 Files
 - Answer Key

PRICE

13,000원

Key Features

- » Fun stories on the topics familiar to young learners
- » 25% of nonfiction stories to help acquire not only language skills but information
- » Warm-up activities and questions to lead learners to get motivated
- » Gradual 3-step reading process to help learners focus on reading
- » A variety of enjoyable activities to check comprehension
- » A section for other skills of language to build up proficiency equally

Contents

Titles	Main Topics or Curriculum	Sight Words	Word Count
Read & Do 1	Colors & Shapes, People, Things, Food, Home, Animals, Bodies, Rules	80 words	30~40 words
Read & Do 2	Shopping, Weather & Seasons, Holidays, Places, Sports, Travel, Dream, Future Plan (Including 25% of Nonfiction)	80 words	40~50 words
Read & Do 3	Characters, The Environment, Health, The World, Entertainment, Lives, Activities, Sleeping (Including 50% of Nonfiction)	80 words	50~60 words


Compositions

Titles	Units	Pages (SB/WB)	ISBN
Read & Do 1 – Student Book + Workbook + 1 MP3 CD	16	80/32	978-89-6884-487-4
Read & Do 1 – Classroom Teacher's Guide (Book)	16	68	978-89-6884-509-3
Read & Do 2 – Student Book + Workbook + 1 MP3 CD	16	80/32	978-89-6884-488-1
Read & Do 2 – Classroom Teacher's Guide (Book)	16	68	978-89-6884-510-9
Read & Do 3 – Student Book + Workbook + 1 MP3 CD	16	80/32	978-89-6884-489-8
Read & Do 3 – Classroom Teacher's Guide (Book)	16	68	978-89-6884-511-6


Student Book




Workbook



Flashcards



Teacher's Book



Sample Pages from the Student Book

토픽과 관련된 학습자들의 배경지식을 자극하기 위해, 메인 삽화를 미리 보면서 다양한 질문을 던지고 함께 생각해 보기

익살스럽고 화려한 메인 삽화를 보며 스토리에 대한 관심과 흥미 높이기

3단계로 제시된 체계적인 반복 읽기를 통해, 읽기에 집중하기

앞서 배운 새로운 단어들을 확인하고, 노란 색으로 표시된 메인 문장 패턴 인지하기

스토리에 대한 핵심 질문에 답하면서 읽은 내용 확인하기

스토리 읽기에 핵심이 되는 다섯 개의 Sight Words를 배우고 따라 쓰면서 익히기

Unit 01 Mom, Can I...?

Ready to Read!

1 Circle the items you want.

2 Talk about the words you know.

NEW WORDS Listen and trace. Track

pink dress sweater purple hat

Write again.

Unit 01 9

색칠하기, 표 완성하기, 연결하기 등 스토리에 따른 맞춤 오거나이저를 완성하면서, 스토리의 내용을 제대로 이해했는지 확인하고 읽기의 스킬을 향상시키기

Read & Do

A Match and fill in the blanks.

At the Amusement Park

ride the sit on the talk on the touch the flowers

B Choose and complete the sentences.

1 Bob's sister is riding the roller coaster.

2 Dad is on the bench.

3 Mom is on the phone.

4 Bob the flowers.

Unit 07 37

Do & Build

A Listen, circle, and repeat. Track

1 You should eat (breakfast / lunch).

2 You (should / have to) exercise.

B Complete, listen, and speak. Track

You should

C Look, match, and write.

1 breakfast 2 exercise 3 medicine

D Unscramble and write the sentences.

1 You / stretch / should / .

2 drink / You / should / lots of water / .

34 Chapter 3

듣고 알맞은 표현 고르기, 사진 보고 문장 완성하여 말하기, 단어 및 문장 정확히 쓰기 등 다양한 스킬로의 확장 훈련을 통해 통합적인 언어 능력 키우기

Sample Pages from the Workbook

네 개의 유닛마다 단어, 문장 패턴, 스토리 내용을 종합적으로 복습하면서 듣기, 말하기, 읽기, 쓰기의 종합적인 문제 유형을 다양하게 풀어보기

Unit 01 - 04 Review & Do

A Listen and number. Track

B Listen, choose, and color. Track

C Read and choose the correct picture.

D Read, match, and speak.

1 What's your name?

2 Where are you from?

Unit 01 - 04 25

Unit 01 Who Is Prettier?

A Look and circle.

B Connect the puzzles and write.

C Unscramble and write.

D Listen and fill in the blanks by using Word Box. Track

Word Box dwarfs nicer prettier than prince

1 2

그림 보고 단어와 연결하기, 퍼즐 완성하기, 단어 찾기, 문장 언스크램블, 딕테이션 등의 흥미롭고 다양한 액티비티로 본책에서 학습한 내용 복습하기

또래 주인공들의 친숙하면서도 흥미로운 스토리들로 구성된 초등 저학년용 리딩 교재

READ AND GROW

Read and Grow는 캐나다, 영국, 미국에 사는 초등학생의 일상생활 이야기를 담은 초등 저학년용 리딩 교재입니다. 각기 다른 주인공들의 흥미로운 이야기들을 읽으며 다른 나라의 문화를 접할 수 있고, Reading Comprehension과 덕테이션, 리스닝, 라이팅 연습을 통해 학습자들로 하여금 영어의 각 영역을 고루 익힐 수 있도록 알차게 구성되어 있습니다.

LEVEL HIGH-BEGINNER

CEFR

Leading to A1	A1	A2	B1	B2	C1
---------------	----	----	----	----	----

DOWNLOAD

- Unit Sample
 - Lesson Plan
 - Answer Key
- MP3 Files
 - Teacher's Guide
 - Test

PRICE

11,000원

Key Features

- » A variety of stories telling about each character's fun and exciting activities
- » 5 learning objectives: story, vocabulary, understanding, listening, and writing
- » 4 reading skills: main idea, details, sequencing, and character analysis
- » Workbook that enhances the students' vocabulary and writing skills

Contents

Titles	Main Topics or Curriculum	Word Count
Read and Grow 1	The story of Kate's daily life	35~50 words
Read and Grow 2	The story of David's daily life	45~60 words
Read and Grow 3	The story of Justin's and Mike's daily lives	55~70 words


Compositions

Titles	Units	Pages (SB/WB)	ISBN
Read and Grow 1 – Student Book+Workbook+1 Audio CD	16	68/32	978-89-6037-297-9
Read and Grow 1 – Classroom Teacher's Guide (Book)	16	68	978-89-6884-029-6
Read and Grow 2 – Student Book+Workbook+1 Audio CD	16	68/32	978-89-6037-298-6
Read and Grow 2 – Classroom Teacher's Guide (Book)	16	68	978-89-6884-030-2
Read and Grow 3 – Student Book+Workbook+1 Audio CD	16	68/32	978-89-6037-299-3
Read and Grow 3 – Classroom Teacher's Guide (Book)	16	68	978-89-6884-031-9

Student Book




Workbook




Test Set

16 Unit Tests + 1 Final Test / per every SB



Teacher's Book



Sample Pages from the Student Book

주인공의 일상생활이 담겨 있는 다양한 스토리 제공

그림과 함께 유닛별 주요 단어 학습

From Read & Grow 1

UNIT 01 Hello, I'm Kate

Hello, I'm Kate.
There are five in my **family**.
I love my **mother** and **father**.
They are good **parents**.
I have one **brother** and one **sister**.
Their names are Tom and Pat.
Meow!
Oh, there are six in my family.
My cat Lily is family, too!



Word Check
Look at the pictures and write the words in the blanks.

family	mother	father
parents	brother	sister

Organizing
Think and complete the chart.

f	me	m
b	My family	s
	Lily	

스토리의 흐름을 파악하고 스토리를 요약할 수 있도록 도와주는 조직화 코너

Kate's Family



David's Family



Justin and Mike's Family



캐나다, 미국, 영국에 사는 독특한 개성을 가진 주인공들




Sample Pages from the Workbook

스토리 이해도 체크를 위한 다양한 유형의 문제 풀이

Listening Practice
Listen and fill in the blanks.

_____, I'm Kate. There are five in my _____.
I love my mother and _____. I have one _____ and one sister. Oh, there are six in my family. My _____ Lily is _____.

Listen and choose the sentence for the picture.



Understanding the Story
Choose the best answers.

1 What is the main idea of the story?
a Kate's parents
b Kate's house
c Kate's family

2 There are _____ in Kate's family altogether.
a four b five c six

3 Kate has _____ sister(s).
a no b one c two

4 Lily is the name of Kate's _____.
a cat b brother c sister

5 What is the sentence for the picture?
a There are five in my family.
b I love my mother and father.
c Their names are Tom and Pat.

Writing Practice
Complete the story. Add your ideas.

Hello, I'm _____.
(=your name)

There are _____ in my family.
(three / four / five)

I have _____ brother(s) and _____ sister(s).
(no / one / two) (no / one / two)

I love my family.

자신의 이야기로 빈칸을 완성해 보는 라이팅 연습 코너

Unit 01 Hello, I'm Kate

A. Write the meaning of the word in your mother language. Then write each word three times.

1 family	
2 mother	
3 father	
4 parents	
5 brother	
6 sister	

B. Write the word for each sentence. Use the words above.

1 My [f] _____ is a police officer.
2 My [m] _____ likes flowers very much.
3 My [p] _____ are kind to us.
4 My [s] _____ is very pretty.
5 My [b] _____ is very handsome.
6 My [f] _____ is happy.

C. Write the word for each sentence.

1 What's your _____?
2 She is a _____ sister.
3 I _____ my family.

D. Match the sentence parts. Write the sentences in the blanks.

1 Hello,	parents.
2 They are good	my mother and father.
3 There are six	I'm Kate.
4 I love	in my family.

1. _____
2. _____
3. _____
4. _____

E. Translate each sentence into your mother language.

1 There are five in my family.
2 I have one brother and one sister.
3 Their names are Tom and Pat.
4 My cat Lily is family, too!

모국어로 해석하기, 문장 완성하기 등 다양한 라이팅 연습을 포함하고 있는 워크북

픽션과 논픽션으로 다양한 리딩 스킬을 키워주는 고학년용 리딩 시리즈

READING PLUS

Reading Plus는 영어 리딩 스킬을 향상시킬 수 있는 3단계 리딩 시리즈입니다. 세계명작, 논픽션, 편지, 위인전 등 다양한 장르의 이야기들로 구성되어 있어, 리딩의 폭을 한층 넓힐 수 있으며, 다양한 지식도 쌓을 수 있습니다. 더불어, 리딩과 리스닝, 라이팅, 문법까지 보강할 수 있는 다양한 액티비티를 제공합니다.

LEVEL LOWER-INTERMEDIATE

CEFR

Leading to A1	A1	A2	B1	B2	C1
---------------	----	----	----	----	----

DOWNLOAD

- Unit Sample
 - Lesson Plan
 - Answer Key
- MP3 Files
 - Teacher's Guide
 - Test

PRICE

11,000원

Key Features

- » Various types of reading genres: classic tales, fiction stories, and nonfiction articles
- » High-interest topics appealing to elementary school students in higher grades
- » Before-reading questions that help students build comprehension and understand new words
- » Workbook with: reviews of words, sentences, and grammar

Contents

Titles	Main Topics or Curriculum	Word Count
Reading Plus 1	Animals, Arts, Nature, Holidays	95~115 words
Reading Plus 2	Plants, Clothes, Food, School	115~130 words
Reading Plus 3	Ocean, Job, Money, Space	130~150 words


Compositions

Titles	Units	Pages (SB/WB)	ISBN
Reading Plus 1 – Student Book+Workbook+1 Audio CD	16	72/48	978-89-6210-114-0
Reading Plus 1 – Classroom Teacher's Guide (Book)	16	68	978-89-6037-844-5
Reading Plus 2 – Student Book+Workbook+1 Audio CD	16	72/48	978-89-6210-115-7
Reading Plus 2 – Classroom Teacher's Guide (Book)	16	68	978-89-6037-845-2
Reading Plus 3 – Student Book+Workbook+1 Audio CD	16	72/48	978-89-6210-116-4
Reading Plus 3 – Classroom Teacher's Guide (Book)	16	68	978-89-6037-846-9


Student Book



Workbook




Test Set 2 Review Tests +1 Final Test / per every SB



DOWNLOAD

Teacher's Book



DOWNLOAD

Sample Pages from the Student Book

From
Reading Plus 1

본문을 읽기 전 제시된 문장을 읽으며 읽을 내용에 대해 미리 생각해 보는 활동

유닛과 관련된 새로운 단어를 영영사전의 형태로 제시

본문의 주요 문장을 미리 살펴보고 그림과 매칭하는 액티비티

Unit 01 Puss in Boots

Before You Read Read and check.

	True	False
1. All cats wear boots.	<input type="checkbox"/>	<input type="checkbox"/>
2. Rabbits eat lettuce.	<input type="checkbox"/>	<input type="checkbox"/>
3. People sometimes call a cat puss.	<input type="checkbox"/>	<input type="checkbox"/>

New Words Listen and repeat.

1 hide :	2 bow :
3 master : owner	4 favor : an act of kindness
5 shocked : surprised	6 pounce : to jump on something suddenly

New Sentences Write a, b, or c.

1	2	3
---	---	---

1 ☐ The king is shocked.
2 ☐ Puss in Boots bows before the king.
3 ☐ Puss in Boots pounces on the bag.

Vocabulary Fill in the blanks.

master hides bow favor pounced shocked

1 In Korea, it is polite to _____ to older people.
2 Who is the _____ of that horse on the grass?
3 I was _____ when I heard about the accident.
4 Suddenly, the lion _____ on the deer.
5 Trish helped me with my homework, so I want to do her a _____.
6 My brother _____ under the bed when he's scared.

Summary Listen to the summary and fill in the blanks.

Puss in Boots _____ behind a bush and _____ on a rabbit. He goes to the palace and _____ before the king. He gives the king the rabbit as a _____ from his _____. The king is shocked and wants to _____ the clever cat's master.

One-Minute Grammar! You can add **ly** to an adjective to make an adverb.

Adjective	Adverb
quiet	quietly
bad	badly

주어진 문장들의 맥락 속에서 주요 단어 복습

요약 및 리스닝 스킬을 기를 수 있는 빈칸 채우기

본문 속에서 짚고 넘어가야 할 문법 포인트 간략 설명

Sample Pages from the Workbook

본책의 단어와 문장 복습 및 One-Minute Grammar! 코너에서 배운 문법 포인트 강화 연습이 가능한 워크북

Unit 01 Puss in Boots

Write the meaning of the word in your mother language. Then write the words.

1 bow	_____
2 favor	_____
3 hide	_____
4 master	_____
5 pounce	_____
6 shocked	_____

Choose the meaning for each underlined word.

1 Puss in Boots pounces on the bag.
a) hides b) jumps c) finds

2 The king is shocked.
a) surprised b) tired c) bored

Fill in the blanks.

master favor hides

1 The king wants to do him a _____.
2 Puss in Boots _____ behind a bush.
3 Puss in Boots says, "this is a gift from my _____."

Unscramble the sentences.

1 wears / the cat / boots / !
→ _____

2 wants / to meet / he / the cat's master / .
→ _____

3 he / before / bows / the king / .
→ _____

4 takes / he / to the palace / the rabbit / .
→ _____

5 his / helps / Puss in Boots / poor master / .
→ _____

Fill in the blanks. Use an adverb.

1 The turtle walked (slow) _____ toward the sea.
2 She played the piano (perfect) _____.
3 "I can't come out to play," Andrew said (sad) _____.
4 The dog runs (quick) _____ to his master.
5 The snake moves (silent) _____ through the bushes.
6 I was (sudden) _____ woken up by a loud noise.

세계명작, 픽션, 논픽션 등 다양한 장르의 스토리 구성

주제부터 상세 정보까지 내용의 이해도를 체크하는 객관식 문제

본문 내용을 간단하게 체크해 보는 리스닝 퀴즈

전체적인 스토리 흐름을 정리해 볼 수 있는 차트 완성 문제

한 단계 높은 아카데미 리딩에 대비하는 리딩 스킬 훈련서

READING KEYS

Reading Keys는 초등 고학년들의 본격적인 리딩 스킬 훈련을 위한 3단계 리딩 시리즈입니다. 기본적인 문장을 읽고 이해할 수 있게 된 학생들은 더 길고 많은 정보를 담고 있는 아카데미한 주제의 글들을 효과적으로 읽기 위해 리딩 스킬을 필요로 하게 됩니다. 주제문 찾기, 저자의 의도 파악하기, 사건의 순서 파악하기, 비교 및 대조하기, 추론하기 등의 리딩 스킬을 배움으로써 학생들은 단순히 문장을 읽고 의미를 아는 것에 그치지 않고 글 전체에 담긴 뜻과 문장 사이에 숨겨진 정보들을 파악할 수 있습니다. 특히 Reading Keys 시리즈에서는, 다양한 시각 자료들을 이용한 읽기 훈련과 더불어, 학생들이 각 유닛에서 새롭게 읽고서 얻은 지식을 활용하여 나의 의견을 말해보는 스피킹 활동을 추가하여 보다 학생 중심의 흥미로운 수업이 가능하도록 하였습니다.

LEVEL LOWER-INTERMEDIATE TO INTERMEDIATE

CEFR

Leading to A1	A1	A2	B1	B2	C1
---------------	----	----	----	----	----

DOWNLOAD

- Unit Sample
 - Teacher's Guide
- MP3 Files
 - Answer Key

PRICE

13,000원

Key Features

- » Detailed reading contents that are interesting and informative
- » Numerous before-and-after reading questions for building critical reading habits
- » Picture-reading questions for interpreting visual materials
- » Graphic organizer activities to learn and internalize essential reading skills
- » An intensive workbook with further reading comprehension activities
- » Various activities covering reading, writing, listening, and speaking skills

Contents

Titles	Main Topics or Curriculum	Word Count
Reading Keys 1	Friends, Family, School, Movies, People, Daily Life, Nature, etc.	180~210 words
Reading Keys 2	Travel, Culture, Health, Historic People, Science, Technology, etc.	190~220 words
Reading Keys 3	Social Studies, Science, Geography, Architecture, History, etc.	200~230 words


Compositions

Titles	Units	Pages (SB/WB)	ISBN
Reading Keys 1 – Student Book+Workbook+1 MP3 CD	16	72/48	978-89-6884-502-4
Reading Keys 1 – Classroom Teacher's Guide (Book)	16		978-89-6884-512-3
Reading Keys 2 – Student Book+Workbook+1 MP3 CD	16	72/48	978-89-6884-503-1
Reading Keys 2 – Classroom Teacher's Guide (Book)	16		978-89-6884-513-0
Reading Keys 3 – Student Book+Workbook+1 MP3 CD	16	72/48	978-89-6884-504-8
Reading Keys 3 – Classroom Teacher's Guide (Book)	16		978-89-6884-514-7

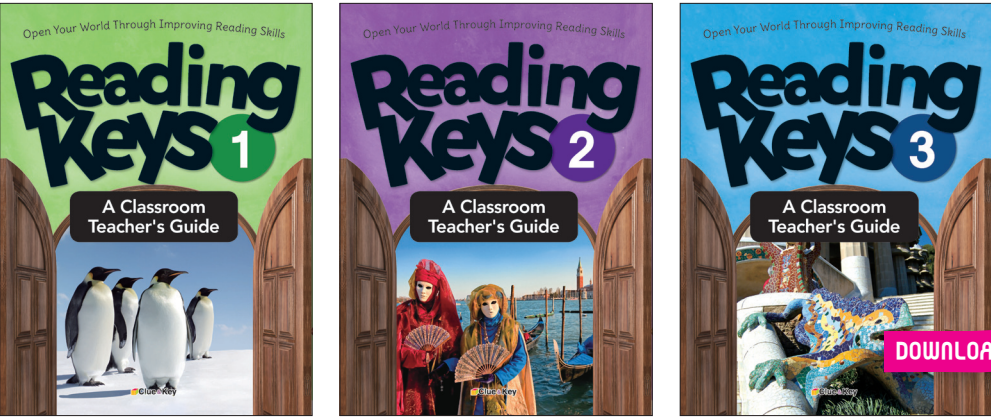
Student Book



Workbook



Teacher's Book



DOWNLOAD

Sample Pages from the Student Book

From
Reading Keys 2

주제와 관련된 사진을 보고 주어진 질문에
답하며 사전지식 익히기

리딩을 시작하기 전 영영 사전 형태의 단어
액티비티를 통해 어휘력 확장

Unit 16 Space Topic: Science Reading Skill: Compare & Contrast

Getting Started

1 Look at the picture. What does it show?
2 How do they move?
3 What are some other planets in space?

Before You Read

Match each word with its meaning.

① huge	• a set of related things that work together
② system	• relating to the sun
③ solar	• a hard, shiny thing like gold or iron
④ planet	• inside or close to the center of an object
⑤ inner	• very large in size
⑥ metal	• a very large, round object in space that moves around the sun

Unit 16 67

Reading 2 Read and write a good title for this passage in the title box.

Task 33

Venus and Mars are inner planets and are close to Earth. Venus is named after the Roman god of beauty. Its size is similar to Earth's. So it is often called Earth's sister planet. It is very cloudy and hot. It is fully covered by clouds. It keeps the sun's heat on the planet because of these clouds. It is perfectly dry and has no water. That means there is no life on Venus. Mars is named after the Roman god of war. It is covered with reddish dust and rocks. So it is often called the Red Planet. Many scientists think there was life on Mars because water has been found there. Mars has two moons, but Venus has no moons.

Reinforcement

Fill in the blanks.

Venus	Mars
• named after the Roman god of ①	• named after the Roman god of ②
• covered with ③	• covered with reddish ④ and rocks
• called Earth's ⑤ planet	• called the ⑥ Planet
• no water, no life	• water, possibility of life
• no moons	• two moons

Let's Speak!

1 Imagine that you have a chance to visit one of the eight planets. Which planet do you want to visit the most? Why?
2 Do you think there is life on Mars? Why?

Unit 16 70

보다 독립적인 읽기 학습을 위한 두 번째 리딩

앞서 배운 스킬을 새로운 지문에 적용시켜 봄으로써
리딩 스킬에 대한 이해도 높이기

해당 유닛에서 읽은 내용을 바탕으로 자신의 의견을
말해 보는 스피킹 액티비티

여러 주제의 픽션 및 논픽션 지문을 읽고,
그 문맥 속에서 쓰인 단어의 뜻을 파악하며
타겟 단어를 복습

글의 주제에서 세부사항까지, 전체적인
이해도 체크를 위한 문제들

Reading 1

Our Solar System Task 32

Earth is part of a huge system. We call it the solar system. The solar system has the sun and 8 planets. The sun is the star at the center of the solar system. It is burning and is very hot. Planets move around the sun. Earth is the third planet from the sun. Mercury, Venus, Earth, and Mars are called the inner planets. They are close to the sun. They are small but heavy. They are made up of hard metals. Jupiter, Saturn, Uranus, and Neptune are called the outer planets. They are far from the sun. They are big but light. They are made up of gas.

Word Review

Fill in the blanks.

① a hard, shiny thing like gold or iron
② very large in size
③ relating to the sun
④ a set of related things that work together
⑤ inside or close to the center of an object

Picture Reading

① Fill in the blanks.
② What are the closest and farthest planets?

Speed Check Check T or F.

① The sun is in the middle of our solar system. T F
② There are nine planets in the solar system. T F
③ The second closest planet to the sun is Venus. T F

Reading Check-Up

Choose or write the correct answers.

① What is the topic of the passage?
• The differences between the sun and Earth
• The inner planets and outer planets
• Why Earth moves around the sun

② What is NOT true about the inner planets?
• They are small but heavy. • They are made up of gas.
• They are close to the sun. • They move around the sun.

③ What are the outer planets?
They are _____, _____, and _____.

Reading Skill-Up

Compare & Contrast: This is thinking about the similarities and differences between the subjects.

Inner Planets	Outer Planets
• Mercury, Venus, Earth, and Mars	• Jupiter, Saturn, Uranus, and Neptune
• ① to the sun	• ② from the sun
• small but ③	• big but ④
• made up of hard ⑤	• made up of ⑥

heavy light metals close gas far

Unit 16 69

리딩 스킬을 배우기 위한 그래픽
오거나이저 액티비티

지문을 빠르게 읽고 그 속에서 필요한
정보를 찾아내는 Scanning 훈련

다양한 형태의 시각 자료들을 활용하여 지문과
관련된 정보들을 이끌어내는 액티비티

Sample Pages from the Workbook

Unit 16 Space

Read each word and write it three times.

① huge ② system ③ solar ④ planet ⑤ inner ⑥ metal

Choose the best word for each blank.

① Sam bought this hard _____ frame for your picture.
② It's very hot in here. Please check the cooling _____ of this building.
③ She must have a _____ house to invite all of them.
④ The power of the sun's light and heat is called _____ energy.
⑤ I found my wallet in the _____ pocket of my coat.

Unscramble the sentences.

① The / system / is / the / the star / at / the center / of / solar / sun / .
② sun / is / third / the / planet / the / Earth / from / .
③ metals / are / They / made / of / hard / up / .
④ Venus / beauty / is / after / named / of / Roman / the / god / .
⑤ covered / is / it / dust / and rocks / reddish / with / .

Listen and fill in the blanks.

Earth is part of a huge system. We call it the _____ system. The solar system has the sun and 8 _____. The sun is the star at the center of the solar system. It is _____ and is very hot. Planets move around the sun. Earth is the _____ planet from the sun. Mercury, Venus, Earth, and _____ are called the _____ planets. They are close to the sun. They are small but _____. They are made up of hard metals. Jupiter, Saturn, Uranus, and Neptune are called the _____ planets. They are far from the sun. They are big but _____. They are made up of _____.
① What are the two planets named after?

Read and answer the questions. (1-4)

Venus and Mars are inner planets and are close to Earth. Venus is named after the Roman god of beauty. Its size is similar to Earth's. So it is often called Earth's sister planet. It is very cloudy and hot. It is fully covered by clouds. It keeps the sun's heat on the planet because of these clouds. It is perfectly dry and has no water. That means there is no life on Venus. Mars is named after the Roman god of war. It is covered with reddish dust and rocks. So it is often called the Red Planet. Many scientists think there was life on Mars because water has been found there. Mars has two moons, but Venus has no moons.

① What best fits in the blank?
• if • when
• before • because

② What is true about Venus?
• It has no moons. • It is an outer planet.
• It is close to Earth. • It is fully covered by rocks.

③ What is NOT true about Mars?
• It has two moons.
• It is close to Earth.
• It is often called the Red Planet.
• It is perfectly dry and has no water.

Unit 16 46 47 48

본책의 단어 및 문장 복습을 비롯하여 각 유닛 리딩 2
코너에 대한 Comprehension Questions를 수록

교과목 지식과 영어 실력을 함께 키워주는 고학년 리딩 시리즈

BIG QUESTIONS

Big Questions 시리즈는 역사·과학 등의 일반 과목에 관련된 글을 영어로 읽으며 교과목 지식과 영어 실력을 동시에 키울 수 있는 초등 고학년용 리딩 교재입니다. Big Questions 시리즈의 각 유닛은 “왕과 대통령의 차이점은 무엇일까?(사회)” “밤하늘에서 가장 밝은 별은 무엇일까?(과학)”와 같이 특정 과목과 관련된 질문으로 시작됩니다. 학습자들은 이 질문들에 대한 답을 아직 모를 수도 있습니다. 혹은, 일반 교과 시간에 배워서 답을 알고 있지만 영어로 대답하지 못할 수도 있습니다. Big Questions의 지문들은 이 질문들에 대한 답을 담고 있어서, 학습자들이 다소 어렵고 딱딱하게 느낄 수 있는 교과목 논픽션 지문들을 보다 재미 있고 적극적으로 읽을 수 있도록 도와줍니다. 또한 학습자들은 각각의 질문들에 대한 답을 찾아나가며 실질적인 교과목 지식을 영어로 익히고 성취감을 얻을 수 있습니다.

LEVEL INTERMEDIATE

CEFR

Leading to A1	A1	A2	B1	B2	C1
---------------	----	----	----	----	----

DOWNLOAD

- Unit Sample
- Teacher’s Guide
- Dictation Test
- MP3 Files
- Answer Key
- Review Quiz

PRICE

13,000원

Key Features

- Familiar content area topics that are related to school subjects
- Articles with strong content and big questions that make students curious
- Prepare to Read section for building background knowledge
- Useful and academic vocabulary
- Strong visual aids such as pictures, charts, and maps to help students understand nonfiction texts better
- Comprehension questions, including reading skill practice
- Summarizing and paraphrasing exercises to help students respond to the text

Contents

Titles	Main Topics or Curriculum	Word Count
Big Questions 1	Why did the Egyptian civilization develop?, What do the Olympic rings mean?, Why do humans have different skin colors?, How is a president different from a king?, etc.	170~190 words
Big Questions 2	Are tomatoes vegetables or fruits?, Why do people grow older?, How can the needle of a compass find north every time?, Why are the plant leaves green?, etc.	190~210 words
Big Questions 3	How do roller coasters go up and down?, Why did Christopher Columbus sail to America?, Why is English used in many countries all over the world?, etc.	210~230 words


Compositions

Titles	Units	Pages (SB/WB)	ISBN
Big Questions 1 – Student Book + Workbook + 1 Audio CD	16	112 / 32	978-89-6884-631-1
Big Questions 1 – Classroom Teacher’s Guide (Book)	16		978-89-6884-637-3
Big Questions 2 – Student Book + Workbook + 1 Audio CD	16	112 / 32	978-89-6884-632-8
Big Questions 2 – Classroom Teacher’s Guide (Book)	16		978-89-6884-638-0
Big Questions 3 – Student Book + Workbook + 1 Audio CD	16	112 / 32	978-89-6884-633-5
Big Questions 3 – Classroom Teacher’s Guide (Book)	16		978-89-6884-639-7

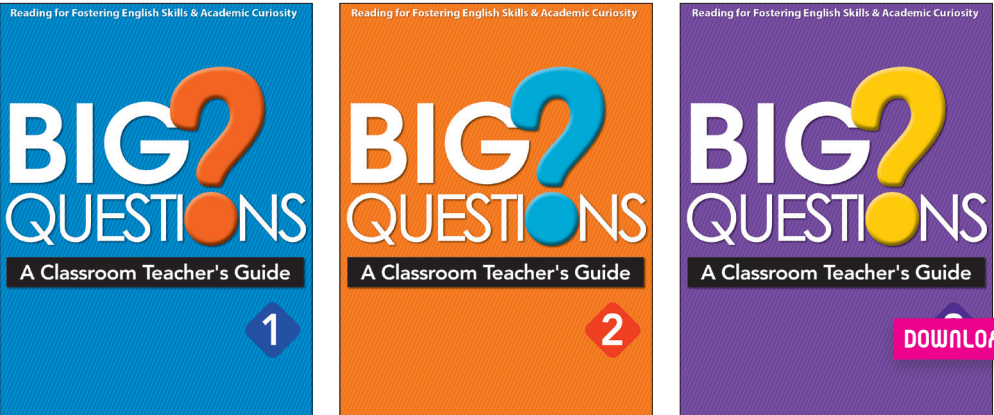
Student Book



Workbook



Teacher's Book



Sample Pages from the Student Book

UNIT 03

What Are the Largest and Smallest Countries in the World?

Prepare to Read

Look at the picture and put the words in the blank.

Europe Asia Australia
Africa North America South America Antarctica

Canada Spain China South Africa

Brazil

Target Vocabulary

Listen and check the meaning of each word.

- continent** one of the seven large bodies of land on the Earth
- nation** a country
- tiny** very small
- island** land with water all around it
- population** the number of people living in a place
- billion** 1,000,000,000

I Know This!

Read and choose the answers you think are correct.

1 Europe is a _____.

☐ continent

☐ ocean

☐ country

2 The largest continent is _____.

☐ Europe

☐ Asia

☐ Australia

3 The country with the most people is _____.

☐ China

☐ North America

☐ Antarctica

4 Canada is in _____.

☐ North America

☐ South America

☐ Africa

From Big Questions 1

학습자들에게 리딩에 대한 흥미와 동기를 부여해주는 다양한 교과목 관련 질문들

고수준 리딩에 필수적인 단어들을 유닛 별 6개씩 제공

앞서 주어진 이미지와 단어를 통해 대답할 수 있는 간단한 질문들로 학습자들의 사전지식을 체크

학습자들의 사전 지식을 키움으로써 리딩을 보다 쉽게 만들어주는 다양한 이미지

Reading Comprehension

Choose the correct answers.

1 Which is the biggest country?

☐ Russia ☐ China ☐ Canada

2 How many people live in Nauru?

☐ 200 ☐ 1,000 ☐ 9,000

3 What is NOT mentioned about Brazil?

☐ It is a very large country.

☐ It is an island nation.

☐ It has more than 200 million people.

4 What can be inferred about Canada?

☐ It has more than 100 million people.

☐ It is larger than Brazil.

☐ It is located near Europe.

5 Choose the best summary for the passage.

☐ There are large and small countries on the Earth.

☐ Most of the Earth's countries have few people.

☐ The largest countries in the world are in Asia.

Reading Extension

1 Fill in the blanks by using the given words.

There are seven _____ on the Earth. They are _____, Australia, Europe, North America, and South America. The world's three largest countries are _____, Canada, and the United States. The _____ country in the world is Vatican City. The populations of _____ and India are both more than one billion people. _____ has fewer than 1,000 people.

Russia continents smallest Vatican City
China Australia

2 Read and answer to the questions. Then, talk with your partner.

Q1 What did you learn about countries in this passage?

Peter: I learned that Russia is the biggest country in the world. Me: I learned that _____.

Q2 What country do you want to visit? Why?

Peter: I want to visit Brazil because I like soccer. Me: I want to visit _____ because _____.

지문을 다시 한 번 읽은 후, 세부 내용에 대한 이해도를 확인

Paraphrase된 요약문 완성하기

유닛 별 다양한 리딩 스킬을 적용시킨 문제를 제공

지문을 읽고서 새로 얻은 지식을 영어로 표현해보고, 자기화 과정을 통해 교과 지식과 영어 실력을 모두 다지기 위한 코너.

Sample Pages from the Workbook

Read to Learn

The Countries in the World

1 The Earth has seven **continents**. They are Africa, Asia, Antarctica, Australia, Europe, North America, and South America. There are more than 190 countries in the world. There are countries on every continent except for Antarctica. Some countries are large while others are small. The world's largest country is Russia. The second biggest is Canada. The United States, China, and Brazil are the other countries in the top five. The world's largest country is Russia. The second biggest is Canada. The United States, China, and Brazil are the other countries in the top five.

Picture Room

A There are 48 countries in Europe.

B Antarctica has a population of 0.

C Vatican City is inside Rome, Italy.

D Nauru and Tuvalu are near Australia.

I Learned This!

1 This passage is mainly about _____.

☐ the countries of Asia

☐ big and small countries

☐ the countries with the most people

2 What are the largest and smallest countries in the world?

→ The largest country is _____, and the smallest country is _____.

역사, 사회, 지리, 과학, 음악 등, 다양한 교과목과 관련된 논픽션 지문

지문의 전반적인 내용을 이해한 후, 글의 주제와 앞서 주어진 Big Question에 대한 정답을 확인

사진, 차트, 지도 등 여러 형태의 시각 자료를 제공

UNIT 03

What Are the Largest and Smallest Countries in the World?

A Read and choose the correct word.

nation population	continent billion	island tiny
1 a land with water all around it		
2 the number of 1,000,000,000		
3 a country		
4 very small		
5 the number of people living in a place		
6 one of the seven large bodies of land on the Earth		

B Circle and write the correct word for the blank.

1 The picture is so _____ that I can't see it well.
(tiny / good)

2 The _____ of this country is over 1,000,000,000.
(continent / population)

3 This _____ is in Pacific ocean.
(island / million)

4 Asia is the biggest _____ in the world.
(ocean / continent)

5 Russia is the biggest _____ in the world.
(nation / island)

C Unscramble the sentences.

1 Vatican City / world's / smallest / is / the / nation / .

2 The world's / Russia / is / largest / country / .

3 Canada / The second / is / biggest / .

4 more than / There are / 190 countries / in / the world / .

5 populations / about / What / ?

D Choose the best word to make the same meaning.

1 The Earth has seven continents.
→ There are seven continents **in** on the Earth.

2 The world's largest country is Russia.
→ Russia is the **big** biggest nation in the world.

3 There are countries on every continent except for Antarctica.
→ Asia, Africa, North America, South America, Australia, and **Europe** Antarctica have more than one country in it.

4 Vatican City has fewer than 1,000 people in it.
→ The population of Vatican City is **less** more than 1,000.

본책에서 새롭게 배운 어휘와 주요 문장을 복습하고 Paraphrasing 훈련을 통해 영어 실력을 강화

중학 영어를 대비하는 고수준 리딩 시리즈

READING ISSUES

Reading Issues는 예비 중학 단계의 리딩 시리즈입니다. 권별 주제가 뚜렷이 구분되며 초등 고학년의 지적 호기심을 자극하는 흥미로운 논픽션 스토리로 구성되어 있습니다. 기존의 Reading Comprehension에서 한층 확장된 연습문제들을 통해 중학 영어를 대비할 수 있고 TOEFL의 노트 테이킹을 미리 접해 보는 문제도 매 유닛마다 제시되어, 영어 실력을 한 단계 더 업그레이드할 수 있습니다.

LEVEL HIGH-INTERMEDIATE

CEFR

Leading to A1	A1	A2	B1	B2	C1
---------------	----	----	----	----	----

DOWNLOAD

- Unit Sample
 - Lesson Plan
 - Answer Key
- MP3 Files
 - Teacher's Guide
 - Test

PRICE

12,000원

Key Features

- » A broad range of topics: mysteries, people, science, culture, politics, etc.
- » A variety of genres: horror, detective stories, biographies, magazine articles, etc.
- » Comprehensive exercises, such as word study, main idea and details, inferential questions, and note-taking
- » Other activities, including finding grammatical errors and contextual analysis

Contents

Titles	Main Topics or Curriculum	Word Count
Reading Issues 1	Mysteries: Spirits & Superstitions, Detective & Crime, Mystery of Nature & Ghosts, Magic & Unusual Events	170~200 words
Reading Issues 2	People & World: Mozart & Austria, The Brothers Grimm & Germany, Pelé & Brazil, Qin Shi Huang & China, Edison & America, Comaneci & Romania	200~230 words
Reading Issues 3	World News: Science, People & Nations, Culture & History, Politics	230~270 words


Compositions

Titles	Units	Pages (SB/WB)	ISBN
Reading Issues 1 – Student Book+Workbook+1 Audio CD	16	72/48	978-89-6210-150-8
Reading Issues 1 – Classroom Teacher's Guide (Book)	16	68	978-89-6884-005-0
Reading Issues 2 – Student Book+Workbook+1 Audio CD	16	72/48	978-89-6210-151-5
Reading Issues 2 – Classroom Teacher's Guide (Book)	16	68	978-89-6884-006-7
Reading Issues 3 – Student Book+Workbook+1 Audio CD	16	72/48	978-89-6210-152-2
Reading Issues 3 – Classroom Teacher's Guide (Book)	16	68	978-89-6884-007-4


Student Book




Workbook



Test Set 2 Review Tests + 1 Final Test / per every SB



Teacher's Book



Sample Pages from the Student Book

From
Reading Issues 1

본문을 읽기 전 새로운 단어들의 뜻을 영영사전의
방식으로 학습

질문에 답해 보면서 각 유닛의 내용에 대해 미리 생
각해 볼 수 있는 코너

UNIT 15 Crop Circles

New Words CD_44


Listen and repeat.

- wire a thin piece of flexible metal
- unload to remove things from a vehicle
- crop a plant such as a grain, fruit, etc. grown for food
- flatten to make flat
- connect to join two or more things together
- complex complicated; not simple
- coverage news reports
- confess to tell the truth about something you did

Before You Read

Check or answer the question.

- Newspapers contain both pictures and words.
☐ Yes ☐ No
- UFOs are a world mystery.
☐ Yes ☐ No
- What can you see in the picture?



UNIT 15 63

독특한 삽화와 함께 제시되는 놀랍고 재미난
논픽션 스토리

Crop Circles CD_45

Reading Time : _____ min _____ sec

Main Idea

Choose the main idea.

- Two men mystified people by saying they had made crop circles.
- Two men laughed at a newspaper article about crop circles.
- Two farmers used simple tools to make crop circles.
- Many people think that UFOs make crop circles.

Details

Write T (true) or F (false).

- _____ Doug and Dave used their truck to make the crop circles.
- _____ Doug and Dave made the crop circles for three years.

Choose the answers.


- People thought that UFOs made the crop circles because they looked too _____.
☐ complex ☐ strange ☐ straight ☐ simple
- Doug and Dave used a long piece of wood, rope, _____, and a flashlight to make their crop circles.
☐ newspaper ☐ pencil

Information 5 From the passage, we can guess _____.
☐ at night ☐ with friends

Summary CD_46

Listen and take notes.

• 1978 Newspaper article:
There are strange _____ circles in a _____ field.
Were the _____ circular designs made by men or UFOs?



UNIT 15 64

본문 속 단어를 짚고 넘어갈 수 있도록 간단한
체크 문제 제공

Vocabulary

Fill in the blanks.

crops flattened unload connected coverage confessed

- The student finally _____ to cheating on the test.
- The farmer's _____ were destroyed by too much rain.
- The two small towns in the countryside are _____ by a dirt road.
- The baker _____ the pizza dough with a big wooden rolling pin.
- I helped her _____ the suitcases from the car.
- There was a lot of news _____ on the death of Michael Jackson.

Comprehension Expansion

Choose the one that is grammatically incorrect.

On 1991, they confessed to making the circles using their simple tools.

Choose the best place for the sentence below.

→ Doug and Dave had a drink and a bite to eat at the bar.

① _____
They left the bar and jumped into Doug's truck.
② _____
In the truck were a long piece of wood, some rope, some wire, and a flashlight.
③ _____
They drove out of town and into the countryside.

66 Reading Issues 1

주어진 문장들의 빈칸을 채우며 주요 단어들을 복
습해 볼 수 있는 코너

문법적 오류 찾기 및 맥락 분석을 통해 학습자들의
이해도를 한층 확장시키는 액티비티 제공

Sample Pages from the Workbook

UNIT 15 Crop Circles

Write the meaning of the word. Then write each word three times.

- unload _____
- wire _____
- coverage _____
- article _____
- confess _____
- perfectly _____
- crop _____
- flashlight _____
- countryside _____
- flatten _____
- tool _____
- describe _____
- connect _____
- complex _____

Unscramble the sentences.

- they / town / of / out / drove / .
→ _____
- Doug / to / field / next / a farmer's / stopped / .
→ _____
- the / got / and unloaded / out / truck / men / the / .
→ _____
- men's / there / a big picture / creation / of / the / was / .
→ _____
- they / to / continued / crop / make / circles / .
→ _____

Match the words in A and B to make sentences.

A	B
1. Doug and Dave left the bar	• ④ and into the countryside.
2. Doug and Dave got a laugh	• ⑥ that UFOs make crop circles.
3. However, some people still believe	• ③ and jumped into Doug's truck.
4. They drove out of town	• ① out of the news coverage.

44 Reading Issues 1

단어와 문장 쓰기 및 리스닝 연습을 통해 리딩 이외의
영역을 기를 수 있도록 구성된 워크북

다양한 명작 스토리를 통해 영어 사고력과 스피킹 능력을 키우는 리딩 교재

BUMP UP!: Read, Think & Speak

NEW

“내가 피터팬처럼 하늘을 날 수 있다면 제일 먼저 어디에 갈까?”
“빨간머리 앤이 내 친구라면 머리색으로 고민하는 앤에게 무슨 말을 해줄까?”

Bump Up!: Read, Think & Speak 시리즈는 학습자들에게 친숙한 세계 명작 스토리 중 한 장면을 읽고 다양한 질문에 답하며 영어 스피킹에 도전해 보는 교재입니다. Bump Up! 시리즈를 통한 학습 목표는 크게 두 가지입니다. 먼저 학습자들은 재미 있는 명작 스토리를 읽고 그 내용을 완벽하게 이해할 수 있습니다. 작품에 대한 사전 지식을 제공해주는 논픽션 리딩 지문과 다양한 유형의 이해도 확인 질문은 학습자들이 보다 재미 있게 문학 작품을 읽고 감상하는 기술을 습득할 수 있게 해줍니다. 또한 자신의 의견 말하기, 그림을 이용하여 이야기 내용 리텔링(Retelling)하기, 이야기 속 주인공이 되어 롤플레잉 하기 등의 다채로운 코너를 통해 스피킹 활동을 할 수 있습니다. Bump Up! 시리즈와 함께, 학습자들은 보다 적극적으로 읽고 사고하는 능력을 키우는 동시에, 영어 스피킹의 자신감과 유창성을 얻게 될 것입니다.

LEVEL HIGH INTERMEDIATE

CEFR

Leading to A1	A1	A2	B1	B2	C1
---------------	----	----	----	----	----

DOWNLOAD

- Unit Sample

Teacher's Guide

Picture Cards
- MP3 Files

Answer Key

Test

PRICE

13,000원

Key Features

- ▶ A selection from famous classic stories in each unit
- ▶ Full-colored illustrations to enable a better understanding of the story
- ▶ Various types of exercises for building a strong vocabulary
- ▶ Questions and articles to activate prior knowledge and to provide background information
- ▶ Discussion questions for forming and exchanging opinions on the stories
- ▶ Retelling with pictures by using previously learned expressions
- ▶ A short reader's theater script for each story

Contents

Titles	Main Topics or Curriculum	Word Count
Bump Up! 1	Aesop's Fables, The Little Prince, Beauty and the Beast, etc.	280 ~ 300 words
Bump Up! 2	The Count of Monte Cristo, Treasure Island, King Lear, etc.	300 ~ 320 words
Bump Up! 3	The Phantom of the Opera, Dracula, Don Quixote, etc.	320 ~ 340 words


Compositions

Titles	Units	Pages (SB/WB)	ISBN
Bump Up! 1 – Student Book + Workbook+1 Audio CD	12	104 / 36	978-89-6884-539-0
Bump Up! 1 – Classroom Teacher's Guide (Book)	12	76	978-89-6884-563-5
Bump Up! 2 – Student Book + Workbook+1 Audio CD	12	104 / 36	978-89-6884-540-6
Bump Up! 2 – Classroom Teacher's Guide (Book)	12	76	978-89-6884-564-2
Bump Up! 3 – Student Book + Workbook+1 Audio CD	12	104 / 36	978-89-6884-541-3
Bump Up! 3 – Classroom Teacher's Guide (Book)	12	76	978-89-6884-565-9

Student Book




Workbook




Picture Cards



Test Set 4 Review Tests / per every SB



Teacher's Book



Sample Pages from the Student Book

From
Bump Up! 2

주인공을 소개하는 그림을 보며 질문에 답해 보는 코너로, 학습자들이 이미 갖고 있는 주인공에 대한 사전 정보를 활용해도 OK

저자와 명작 스토리를 소개하는 논픽션 지문으로, 다양한 문학 작품에 대한 상식을 키울 수 있는 코너.

메인 스토리를 읽는 데 도움이 되도록 등장 인물들의 속마음 파악하기

Unit 07 Anne of Green Gables

Getting Started

- 1 What is the girl doing in the picture?
- 2 How does she look?
- 3 Do you think she likes her own appearance?

Before You Read

Anne of Green Gables was written by Canadian author Lucy Maud Montgomery in 1908. This bestselling novel describes the adventures of Anne Shirley, a young orphan girl. She was mistakenly sent to Matthew and Marilla Cuthbert, a middle-aged brother and sister who wanted a boy to help them on their farm. Marilla didn't want to accept Anne at first, but she changed her mind later. Anne has many funny and touching experiences on the farm and at her school. Her story has been made into films, television movies, and animated movies.

Meet the Characters

- Anne Shirley: I'm Anne. I live in Green Gables with Marilla and Matthew.
- Marilla Cuthbert: I take care of Anne. Anne is always too talkative, but I like her.
- Diana: I'm Anne's best friend. I have black hair.
- Matthew Cuthbert: I'm Marilla's brother. I live in Green Gables.

스토리 이해를 도와주는 다양한 스타일의 삽화들

주인공의 심정, 다음에 벌어질 일 등을 예측하며 리딩 스킴 훈련하기

Let's Read A selection from Anne of Green Gables

One April evening, Marilla Cuthbert was walking home. The gentle, warm wind meant winter was finally over. It put her in a good mood, and she was looking forward to getting home. Marilla had told her adopted daughter Anne to prepare dinner for 5 o'clock. That's why Marilla became annoyed when she got home. The kitchen was dark. Marilla prepared dinner and wondered where Anne was. By the time Marilla and Matthew finished dinner, it was dark. There was still no sign of Anne. Starting to get worried, Marilla lit a lamp and went to Anne's room. There, she found the girl lying face down in bed. "Please, Marilla, go away. Don't look at me!" said a pitiful voice. "Why, Anne Shirley? What is the matter?"

Before You Move On
How does Anne feel?

adoption taken into a family as a child legally **annoyed** disturbed or irritated
sign something that indicates the presence of a person or an animal
mean to complain to show grief or unhappiness **dye** to give a different color
a material used for dyeing **mean** to intend for a particular purpose
turn to change **pity** the feeling of being sorry for someone else's unhappiness

Build Vocabulary

turn	annoyed	sign	adopted
pity	mean	dye	moan

Meaning
Write the correct words from the box above.

- 1 to intend for a particular purpose
- 2 disturbed or irritated
- 3 to give a different color
- 4 the feeling of being sorry for someone else's unhappiness
- 5 taken into a family as a child legally

Use
Read and choose the correct answers.

- 1 What can be a sign of life on a desert island?
a. a huge rock b. footprints c. a cave
- 2 When you dye something, how does it change?
a. The size changes. b. The shape changes. c. The color changes.
- 3 When do people usually moan?
a. when they are unhappy
b. when they are pleased
c. when they eat something
- 4 What can be adopted?
a. a computer b. a lamp c.

Synonym & Antonym
Look and fill in the blanks by using the given words in A.

1 change =	2 color =
3 pleased →	4 signal =
5 feeling sorry =	6 intend =

다양한 형태의 문제풀이를 통해 유닛 별 타겟 단어의 의미와 쓰임, 반의어와 동의어 익히기

유닛 별 8개의 새로운 타겟 단어 학습

Retell the Story

Character Profile
Fill in the blanks by using the given expressions.

This is _____.
She lives in _____.
She has _____.
But she _____ it.

Picture Description
Describe the picture by using the given expressions.

1. Point!
• Where is it?
• Why is the woman here?
• What does the woman find here?
It is Anne's room. _____

2. Point!
• What are they doing?
• How do they feel?
• Who are they talking about?
Marilla and Anne are talking in the room. _____

Story Theater

4. Get into groups of two. Complete the dialogue.

often matter happened know

In Anne's room at night. Marilla: This is strange. Where is the Anne? Please, Marilla, go away and Marilla: Anne? Are you sick? What is Marilla lifting the lamp and looks at Anne's hair.

Marilla: Oh, my, what _____ to your hair? It's _____!
Anne: Yes, I _____ it's green. I thought nothing could be as bad as red hair. But now I know it's ten times _____ to have green hair.
Marilla: Oh, my. How did this happen?
Anne: I dyed it. But I didn't _____ to dye it green. He said it would turn my hair a beautiful _____.
Marilla: Who said? Who are you talking about?
Anne: The man who came this afternoon. I _____ the dye from him.
Marilla: Anne Shirley, how _____ have I told you never to let those salesmen come into the house?
Anne: Don't worry. I went outside and talked to him on the _____. He said he was working hard to help his family.
Marilla: So you wanted to help him?
Anne: Yes. And I wanted black hair just like Diana! Oh, Marilla, what should I do?
Marilla: _____

9. Discuss. What props would you prepare to add reality to this scene?

10. Now role-play with your group.

빈칸에 알맞은 단어를 넣으며 이야기 대본을 완성하는 코너로, 마지막 부분에서는 학습자 스스로의 아이디어를 추가하여 더 재미있고 개성 있는 스토리 대본을 완성

그룹을 만들어 롤플레잉을 하면서 적절한 억양과 감정을 넣어 연습하는 동안 영어 유창성이 증진됨

Picture Card를 활용한 스토리 리텔링 훈련을 통해, 스토리의 내용에 대한 이해도를 높이는 동시에 영어 스피킹에 도전해보기

Sample Pages from the Workbook

Unit 07 Anne of Green Gables

Vocabulary Practice

1. Read each word and write it three times.

adopted	
annoyed	
sign	
moan	
dye	
mean	
turn	
pity	

2. Read and fill in the blanks by using the words from A.

- 1 I'm sorry, I didn't _____ to upset you.
- 2 I want to _____ my hair brown.
- 3 It's _____ that he failed the exam.
- 4 He is not my real father. I'm his _____ daughter.
- 5 The magician will _____ this cloth into a pigeon!
- 6 Jackie fell and started to _____. Her wound looked serious.
- 7 I was _____ that my delivery was so late.
- 8 The newspaper said the scientists found a _____ of life on Mars.

Sentence Practice

1. Match (A) and (B) to make sentences.

(A)	(B)
1 She was looking forward to _____.	1 to be black like Diana's.
2 There was still no _____.	2 talked to him on the steps.
3 There she found the girl _____.	3 to getting home.
4 I went outside and _____.	4 sign of Anne.
5 I wanted my hair _____.	5 lying face down in bed.

Reading Practice

1. Read and answer the question.

Anne of Green Gables was written by Canadian author Lucy Maud Montgomery in 1908. This bestselling novel describes the adventures of Anne Shirley, a young orphan girl, she was mistakenly sent to Matthew and Marilla Cuthbert, a middle-aged brother and sister who wanted a boy to help them on their farm. Marilla didn't want to accept Anne at first, but she changed her mind later. Anne has many funny and touching experiences on the farm and at her school. Her story has been made into films, television movies, and animated movies.

2. What is NOT true about Anne of Green Gables?

- 1 The main character Anne is an orphan.
- 2 Matthew and Marilla wanted to adopt Anne at first.
- 3 The author is Lucy Maud Montgomery.
- 4 The story of Anne influenced a lot of media.

Listening Practice

1. Listen and check. Which picture is the description for? 28

() ()

2. Listen and fill in the blanks. 29

1 Marilla had told her _____ Anne to _____ for 5 o'clock.

2 Starting to _____, Marilla _____ and went to Anne's room.

3 "I thought nothing could be red hair. But now I know it's _____ to have green hair!"

4 "He said my hair would _____ from red to _____."

5 "_____ have I told _____ to let one of those salesmen _____ the house?"

6 "I can't _____ see me like this. Oh, Marilla, _____ I do?"

본책에서 다뤄진 타겟 단어와 주요 문장들을 복습. 디테이션을 통한 리스닝 연습도 가능

초등학생을 위한 리스닝 첫걸음

HAPPY LISTENER

Happy Listener 시리즈는 리스닝을 처음 접하는 초등학생들이 쉽고 재미있게 리스닝과 친숙해질 수 있도록 구성된 학습 서입니다. 초등 교과 과정의 필수 어휘 및 의사소통 구문의 반복 학습을 통한 리스닝 훈련에 중점을 두고 있어, 영어 초보 학습자들이 리스닝의 기본기를 다지기에 적합한 교재입니다.

LEVEL **BEGINNER**

CEFR

Leading to A1	A1	A2	B1	B2	C1
---------------	----	----	----	----	----

DOWNLOAD

- Unit Sample
 - Lesson Plan
 - Answer Key
 - MP3 Files
 - Teacher's Guide
 - Test

PRICE

12,000원

Key Features

- » Fun and easy activities to capture and maintain the interest of beginners
- » Varied question types that provide essential practice for listening tests
- » Multiple dialogs using basic conversation patterns and words with familiar subjects
- » 12 Trial Tests, 4 Review Tests, and 3 Final Tests for check-up
- » Large full-color illustrations and photos to reinforce students' listening comprehension skills


Contents

Titles	Main Topics or Curriculum	Word Count
Happy Listener 1	Greetings, Family Members, Ages, School Supplies, Colors, Fruits, Food, Weather, etc.	15~25 words
Happy Listener 2	Days of the Week, Time, Body Parts, Clothing, Rooms in the House, Jobs, Places, etc.	15~25 words
Happy Listener 3	Snacks, Transportation, Taste, Character, Prices & Numbers, Months & Dates, Various Activities, etc.	15~25 words


Compositions

Titles	Units	Pages (SB/WB)	ISBN
Happy Listener 1 – Student Book+Workbook+ 1 MP3 CD	12	96/36	978-89-6210-229-1
Happy Listener 1 – Classroom Teacher's Guide (Book)	12	60	978-89-6884-032-6
Happy Listener 2 – Student Book+Workbook+ 1 MP3 CD	12	96/36	978-89-6210-231-4
Happy Listener 2 – Classroom Teacher's Guide (Book)	12	60	978-89-6884-033-3
Happy Listener 3 – Student Book+Workbook+ 1 MP3 CD	12	96/36	978-89-6210-233-8
Happy Listener 3 – Classroom Teacher's Guide (Book)	12	60	978-89-6884-034-0

Student Book



Workbook




Test Set

3 Final Tests / per every SB



Teacher's Book



Sample Pages from the Student Book

초등학생들에게 친숙한 주제를 콕집하고 귀여운 삽화와 함께 소개

Unit 01
Hello, I'm Jack.

메인 주제와 관련된 필수 어휘 학습 코너

Unit 01
Word Check

A. Listen and repeat the words.
Hello
Hi
name
meet
fine
th
Go
Goodbye.

B. Listen and repeat.

Dialogs

A. Look and listen.
B Hello, I'm Jack.
G Hi! My name is Sandy.
B Nice to meet you, Sandy.
G Nice to meet you too.
G Goodbye, Jack.
B Goodbye, Kelly.

B. Listen and repeat.

유닛의 주제와 관련된 그림과 함께 대화문을 학습할 수 있는 장치를 두어 학습자들의 흥미를 유발시킴

From Happy Listener 1

유닛 내 기본 구문을 활용한 스피킹 훈련 코너로 학습자 스스로 자연스럽게 말해 볼 수 있게 구성

Unit 01
Let's SPEAK Look and speak.

Hello, Janet. This is my friend, Tony.
Hi Tony. I'm Janet. Nice to meet you.

Unit 01
Let's READ Listen and read aloud.

Hello! Goodbye!
Hello! Hi!
How are you?
I'm fine, thanks. And you?
I'm good.
Nice to meet you.
Nice to meet you too.
See you tomorrow!
See you tomorrow, bye!

Unit 01
Trial Test

A. Listen and fill in the missing word.
1. _____ I'm Ron.
2. Nice to _____ you.
3. _____, Jenny.
4. I'm _____, thanks. And you?
5. My _____ is Ken.

B. Listen and choose.

C. [1-2] Listen and answer each question.

1. ① Sally, Ben ② Ben, Fred, Sally ③ Sandy, Jan ④ Sandy, Jan
2. ① Ben ② Kelly ③ Betty ④ Fred

D. Listen and choose the best response.

Unit 01

해당 유닛에서 배운 내용을 테스트를 통해 복습해 봄으로써 실전 감각 배양

각 유닛의 토픽과 관련된 리딩 지문을 통해 단어 및 기본 구문 복습

Sample Pages from the Workbook

대화문을 듣고 다양한 유형의 문제를 풀어보면서 리스닝 기본기를 쌓는 단계

Unit 01
Listening Drills I

Listen and match.

1. ① Fine, thanks. ② Hello, Kelly. ③ This is my friend, Jan. ④ My name is Tony.

Listen and check.

1. a b 2. a b 3. a b 4. a b

Listen and circle O or X.

1. O X 2. O X

Unit 01
Listening Drills II

Listen and choose the right picture.

1. 2. 3. 4.

Listen and choose.

Q What is the girl's name?
Betty Pam Jack

Listen, choose and write.

My _____ is James.
(hi / name / fine)
Nice to _____ you too, James.
(thanks / your / meet)

이야기 내용 파악 및 라이팅 문제를 접하면서 점진적으로 리스닝 실력을 강화하는 단계

각 유닛의 핵심 어휘 및 기본 구문을 복습해 볼 수 있을 뿐만 아니라 딕테이션 훈련까지 가능한 워크북

Unit 01
Hello, I'm Jack.

A Write its meaning. Then write the word three times.

1. Hello _____
2. Hi _____
3. name _____
4. meet _____
5. thanks _____
6. Goodbye _____

B Write the meaning of the sentence in your mother language.

1. Hello! I'm Ron.
→ _____
2. Nice to meet you.
→ _____
3. Goodbye, Jenny.
→ _____
4. I'm fine, thanks. And you?
→ _____
5. My name is Pam.
→ _____

C Match the correct response.

1. What's your name? • ① Fine, thanks.
2. How are you? • ② Nice to meet you too.
3. Goodbye, Scott. • ③ My name is Tony.
4. Hi! Nice to meet you. • ④ Bye, Sandy!
5. Hello, Scott. • ⑤ Hi, Jack.

D Complete the passage. Use each word once.

Hello! Goodbye!
Hello! Hi!
I'm _____ are you?
I'm fine, _____ And you?
I'm _____
Nice to meet you.
Nice to meet you _____
See you _____!
See you tomorrow, _____!

good thanks too tomorrow how bye

초등영어 교과과정에 꼭 맞춘 리스닝 시리즈

CHAMP LISTENER

Champ Listener는 초등 3~4학년 학습자들을 대상으로 한 3단계 리스닝 교재입니다. 보다 높은 난이도의 중·고급 리스닝 학습에 앞서 기본적인 토픽과 중요 구문을 반복 학습하여 익힐 수 있으며, 특히 초등영어 교과과정에서 다루고 있는 모든 의사소통 기능(function) 요소를 담고 있어, 교과과정에 대한 예습·복습이 가능합니다. 또한 리스닝에 국한되지 않고 스피킹, 리딩, 라이팅의 4스킬 요소를 모두 훈련할 수 있는 액티비티와 다양한 테스트를 제공하여, 전반적인 영어 실력 및 자신감을 키우고자 하는 학습자들에게 꼭 필요한 학습서입니다.

LEVEL HIGH-BEGINNER

CEFR

Leading to A1	A1	A2	B1	B2	C1
---------------	----	----	----	----	----

DOWNLOAD

- Unit Sample
 - Lesson Plan
 - Answer Key
- MP3 Files
 - Teacher's Guide
 - Test

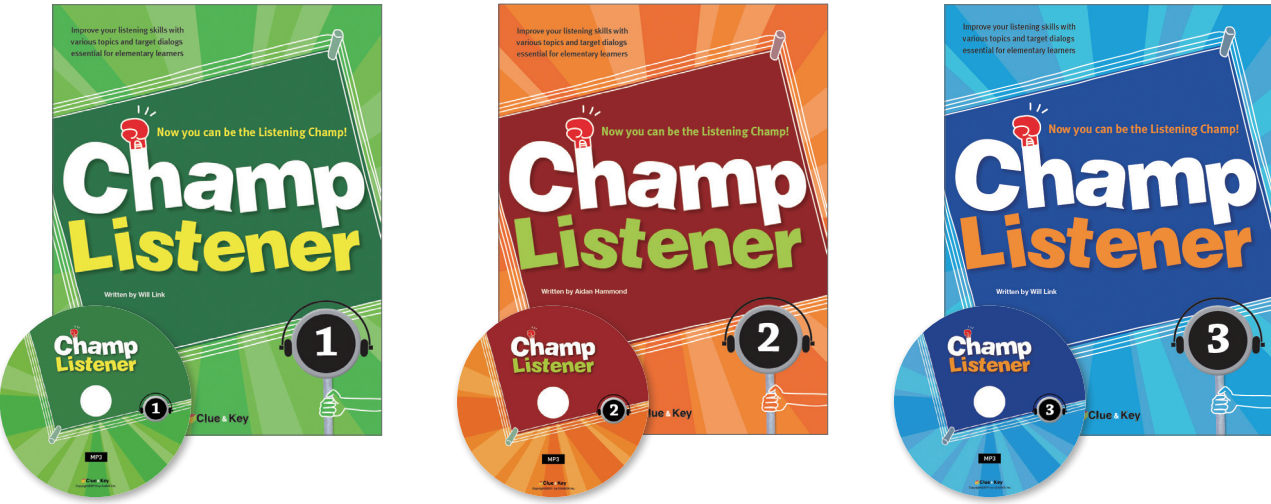
PRICE

12,000원

Key Features

- » Essential keywords and expressions for basic communication at the high-beginner level
- » Various sections that help improve not only listening skills but also speaking, reading, and writing skills
- » 12 Unit Tests, 4 Review Tests, and 3 Final Tests for check-up
- » Workbooks with reviews of vocabulary and main dialogs as well as dictation exercises

Student Book



Workbook




Test Set

3 Final Tests / per every SB



Teacher's Book



Contents

Titles	Main Topics or Curriculum	Word Count
Champ Listener 1	Introduction, Family & Age, School, Days of the Week, Locations of Things, etc.	50~70 words
Champ Listener 2	Sickness, Months & Dates, Shopping, Telephone Talk, Transportation, Movies, etc.	60~80 words
Champ Listener 3	Shapes & Materials, Asking for Directions, Feelings, Making Appointments, Cooking, etc.	70~90 words

Compositions

Titles	Units	Pages (SB/WB)	ISBN
Champ Listener 1 – Student Book+Workbook+1 MP3 CD	12	96/36	978-89-6210-236-9
Champ Listener 1 – Classroom Teacher's Guide (Book)	12	56	978-89-6884-035-7
Champ Listener 2 – Student Book+Workbook+1 MP3 CD	12	96/36	978-89-6210-238-3
Champ Listener 2 – Classroom Teacher's Guide (Book)	12	56	978-89-6884-036-4
Champ Listener 3 – Student Book+Workbook+1 MP3 CD	12	96/36	978-89-6210-240-6
Champ Listener 3 – Classroom Teacher's Guide (Book)	12	56	978-89-6884-037-1

Sample Pages from the Student Book

From
Champ Listener 1

토픽별 상황과 주요 어휘, 구문으로 이루어진 대화문을 삽화와 함께 제시

Unit 01 Meeting New People

Listen and number. Who said what? 002

1 Lisa, this is Shawn.
2 Nice to meet you too, Lisa.
3 Where are you from?

Expressions 003

Shawn / England
Angela / Brazil
Ken / France
Wes / the United States
Nadia / China
Dylan / Canada

How are you?
I'm fine.
I'm bad.

각 유닛의 토픽과 관련된 새로운 어휘와 표현 학습

Listening Start 004

A Listen and match. 004

1 * 2 * 3

B Listen and number. 005

C Listen and choose the right picture. 006

1 2

앞서 배운 내용을 토대로 어휘, 구문, 대화문의 이해도 체크

각 유닛의 핵심 대화 패턴 제시

학습자들이 학습한 내용에 대한 자신들의 실력을 확인해 볼 수 있는 테스트

Unit Test 007

A Listen and choose the statement that best describes the picture. 007

1

B Listen and choose the right response. 008

2

C Listen and choose the right picture. 009

4

D Listen and choose the right word for the blank. 010

5 The girl thinks the weather is a little _____.

E Listen and choose the correct answer. 011

6 What kind of weather does Ricky like best?

F Listen and answer question numbers 7-8. 012

7 What kind of weather do both Seth and Marta NOT like?

8 What is the boy's favorite season?

Sample Pages from the Workbook

비교적 긴 담화문을 듣고 빈칸을 채운 뒤 하나의 스토리인 것처럼 소리 내어 읽어봄으로써 학습 영역을 확장

Listening Close-up 008

Step Up 1 Listen and answer the questions. 008

1 How are they feeling today? Check the correct information.

2) Heather's feeling

4개의 섹션을 통해, 리스닝과 더불어 리딩, 스피킹 실력까지 향상 가능

Step Up 2 Listen and answer the questions. 009

1 Who is Jeremy?

2 Listen again. And check T or F.

3 Where is Jeremy from?

메인 다이얼로그와 비슷하지만 세부 상황과 어휘에 변화를 준 두 개의 대화문을 듣고 연습 문제를 풀어 봄으로써 메인 토픽을 완벽히 이해

Reading Time 010

Listen and fill in the blanks. Then read aloud. 010

Hi, everyone!
Let me tell you about my _____. My _____ is Mr. Wood. He teaches math, and he is very smart. He's from _____. My friends come from many different countries. Cindy is _____ England. Sometimes she helps me with _____. Ryan is from _____. He is really good at sports like basketball and soccer. _____ and my hometown is Beijing. I'm really happy here with my _____.

Talking Together 011

Talk with your partner using the new expressions. 011

1

2

기본 구문과 추가 어휘를 이용하여 짝과 함께 스피킹 연습 가능

본책의 어휘 및 기본 구문을 복습해 볼 수 있을 뿐만 아니라 리스닝 실력을 향상시킬 수 있는 디테이션 훈련도 가능한 워크북

Unit 01 Meeting New People

A Write the meaning in your mother language. Then write the words.

1. Canada
2. friend
3. meet
4. countries
5. teacher

B Fill in the blanks using the words above. Then write the meaning.

1. This is Mr. Smith. He is from _____.
2. Hi, Gina. It's really nice to _____ you.
3. My friends come from many different _____.
4. This is our new _____ Ms. Kline. She teaches us English.
5. Sarah, this is my best _____ Jenny.

Write in your mother language

C Match the correct response.

1. How are you? * a. Hi, Ben. I'm Lisa.
2. It's nice to meet you. * b. He is our new teacher.
3. Who is Mr. Kenbell? * c. I'm great! Thank you.
4. Where is Gina from? * d. She is from Beijing.
5. Lisa, this is my friend Ben. * e. Nice to meet you too, John.

D Listen and write the words. 012

1. _____ 2. _____ 3. _____
4. _____ 5. _____ 6. _____

E Listen and fill in the blanks.

1. _____, Mr. Kline.
Lisa _____, Mr. Kline.
Mr. Kline Oh, hello Lisa. _____ are you?
Lisa I'm great! How are you doing?
Mr. Kline Really well, _____, Lisa.
Shawn. Shawn is new here at our school.
Lisa Hi, Shawn. I'm Lisa. _____ meet you.
Shawn Nice to meet you too Lisa.
Lisa Where _____?
Shawn I'm from England.

초등 고학년을 위한 토픽 중심의 리스닝 시리즈

SUPER LISTENER

Super Listener 시리즈는 초등 고학년(4~6학년) 학습자들의 영어 리스닝 실력을 키워주는 3단계 리스닝 교재입니다. 각 권은 초등학생 대상의 각종 영어 듣기 시험에서 자주 출제되는 12개의 다양한 토픽을 다루고 있습니다. 한 유닛 안에서 해당 토픽을 이해하는 데 필요한 단어 및 숙어 학습과 더불어 짧은 리스닝 지문 학습부터 긴 리스닝 지문 학습까지 접할 수 있어, 초·중급 학습자들이 리스닝 실력을 다지고 응용력을 키우는 데 적합합니다.

LEVEL INTERMEDIATE

CEFR

Leading to A1	A1	A2	B1	B2	C1
---------------	----	----	----	----	----

DOWNLOAD

- Unit Sample
- Lesson Plan
- Answer Key
- MP3 Files
- Teacher's Guide
- Test

PRICE

12,000원

Key Features

- » A variety of topics that are essential to intermediate level learners
- » Various types of listening questions that are essential on listening tests
- » Writing exercises, such as note-taking and dictation, that enhance learners' English skills
- » Actual Tests and Reviews that test learners' comprehension and listening abilities
- » Workbook: reviews of vocabulary words and sentences as well as dictation exercises

Contents

Titles	Main Topics or Curriculum	Word Count
Super Listener 1	Greetings & Introductions, Family, Appearance, Hobbies, Food & Tastes, Shopping, etc.	60~80 words
Super Listener 2	Describing People, Clothes & Styles, Emotions & Moods, Entertainment, Sports, etc.	70~90 words
Super Listener 3	News & Interviews, Advertisements & Announcements, Numbers & Prices, Proverbs, etc.	80~110 words

Compositions

Titles	Units	Pages (SB/WB)	ISBN
Super Listener 1 – Student Book+Workbook+1 MP3 CD	12	96/36	978-89-6210-172-0
Super Listener 1 – Classroom Teacher's Guide (Book)	12	60	978-89-6037-828-5
Super Listener 2 – Student Book+Workbook+1 MP3 CD	12	96/36	978-89-6210-174-4
Super Listener 2 – Classroom Teacher's Guide (Book)	12	60	978-89-6037-850-6
Super Listener 3 – Student Book+Workbook+1 MP3 CD	12	96/36	978-89-6210-176-8
Super Listener 3 – Classroom Teacher's Guide (Book)	12	60	978-89-6037-851-3

Student Book




Workbook




Test Set

3 Final Tests / per every SB



DOWNLOAD

Teacher's Book



Sample Pages from the Student Book

Unit 01 Glad to meet you!

Words & Expressions

Look at the following expressions. Check the meanings.

first name last name be from introduce age be interested in spell live hobby grade grow up have in common

A Listen and fill in the blanks. 001

1 I will _____ myself next. I'm Ryan Banks.
2 My last name is easy to spell: S-M-I-T-H.
3 My _____ is mountain biking.
4 My sister and I don't have a lot in common. I like reading, and she likes sports.
5 Now I live in Westville, but I grew up in New Jersey.

B Match the sentences with the proper responses. 002

1 It's really nice to meet you. a. Me too! We have a lot in common.
2 Where do you live? b. I'm 11 years old. How about you?
3 I'm interested in Japanese cartoons. c. Glad to meet you too.
4 You have a very pretty first name. d. I live on Banger Street.
5 How old are you? e. Thank you. I'm named after my grandmother.

Now listen and check your answers.

From Super Listener 1

30~40개의 단어로 이루어진 짧은 대화 또는 이야기를 들으며 기본기 쌓기

각 토막을 이해하는 데 필요한 필수 어휘와 표현을 학습

Actual Test

A Listen and choose the correct statements. 001

1 Janice Kim a. at the doctor's office b. at a soccer game c. at school d. at a store
2 b. at the doctor's office c. at a soccer game d. at a store

B Listen and choose the answers to the questions. 002

3 Where are Yvonne and Randy? a. at the doctor's office b. at a soccer game c. at school d. at a store
4 How old is Jody? a. 7 years old b. 6 years old c. 5 years old d. 4 years old

C Listen and choose the best words for the blanks. 003

5 Steven can speak English and _____. a. French b. Japanese c. Spanish d. German
6 Allen grew up in _____. a. Australia b. Canada c. the U.S. d. England

D [7-8] Listen to the dialog and answer each question. 004

7 Where is this conversation taking place? a. a month ago b. last week c. last year d. in June
8 When did Paul move? a. a month ago b. last week c. last year d. in June

E [9-10] Listen to the monolog and answer each question. 005

9 Where does Natalie live? a. Japan b. the U.S. c. Sweden d. England
10 What does Natalie do on weekends? a. She plays volleyball. b. She goes to the Internet cafe. c. She meets new people. d. She plays the guitar.

단문 및 70 단어 내외의 장문의 지문을 듣고 문제 풀이 연습. 각종 시험에 출제되는 유형들을 반복적으로 풀어보며 시험에 대한 적응력 높이기

Listening Focus 1 Dialogs

Listen & Write

1 Listen and take notes. 007

Glad to Meet You!

Girl's name: 1) Beth 2) Benny
Boy's name: 3) George 4) Greg
School: Ridgemount 5) _____ School
Grade: 6) _____
Teacher's name: 7) Mr. Fletcher 8) Mr. Rack

2 Who just moved in? 007

Listen Answer

1 Where is this conversation taking place? 008

2 Check T or F. 009

1) The bus is late. T F
2) They're going to a baseball game. T F
3) They have a lot in common. T F

Listening Focus 2 Monologs

Listen & Write

1 Listen and take notes. 009

Let Me Introduce Myself!

The boy's name: 1) Liam Wilson 2) Ed Wilson
Age: 3) _____
Favorite subject: 4) _____
Instruments: 5) _____
Favorite music: 6) _____

2 What instrument does Liam want to learn how to play? 009

Listen Answer

1 What DON'T Janice and Tracey like? 010

2 Check T or F. 010

1) Janice is older than Tracey. T F
2) Janice and Tracey both like pop music. T F
3) Janice and Tracey are sisters and friends. T F

노트 테이킹 연습을 통해 특정 정보 듣기 능력 강화

대화 및 이야기를 듣고 질문에 답하며 들은 내용 완벽하게 이해하기

Sample Pages from the Workbook

Unit 01 Glad to Meet You!

A Write the meaning in your mother language. Then write the words.

1. age _____
2. grade _____
3. introduce _____
4. live _____
5. first name _____
6. last name _____
7. be from _____
8. hobby _____

B Translate each sentence into your mother language.

1. I'm interested in J. _____
2. We have a lot in c. _____
3. Where are you from _____
4. My last name is easy to spell: S-M-I-T-H. _____
5. Now I live in Westville, but I grew up in New Jersey. _____

C Dictation. Listen and fill in the blanks. 014

1. a. Hi, I'm Beth, your new _____.
b. Oh, you moved in next door?
c. That's right. _____?
d. I'm Greg.
e. Do you go to Ridgemount Elementary School?
f. Yes, I do. I'm in the _____ there. Mr. Fletcher is my teacher.
g. Great. I think I'm in the _____. I'll see you at school.
h. Yeah, see you at school. It was _____.

2. a. Have you been waiting long _____?
b. Yes, this bus is _____. What's your name?
c. I'm Melissa. What about you?
d. _____ Andrew. Nice to meet you.
e. Nice to meet you, too, Andrew. So, where are you going?
f. I'm going to the _____ to see a _____.
g. Oh, really? I am, too. I'm a big basketball fan.
h. It sounds like we have _____.

어휘에 대한 복습과 본책의 장문 듣기 내용을 이용한 딕테이션 훈련

해석 및 딕테이션 연습을 통해 해당 유닛의 주요 표현과 대화문 복습

중학생 대상의 완벽한 리스닝 시험 대비서!

고수준 주니어 리스닝

고수준 주니어 리스닝은 각종 영어시험의 리스닝 영역, 중학교 내신영어, 수능 영어 등의 듣기 유형을 미리 훈련하고 실전에 대비할 수 있는 고수준 리스닝 훈련서입니다. 중·고등 영어 리스닝 시험에 자주 출제되는 주제를 12개로 크게 분류하고, 학습자들의 눈높이에 꼭 맞는 소재들을 활용하였습니다. 해당 주제와 관련된 대화와 담화를 듣고 문제를 풀어보는 훈련은 학교 내신과 수능 영어의 형식에 맞춰 5지선다형으로 되어 있으며, 대부분의 문항이 우리말 질문과 우리말 선택지로 되어 있습니다.

LEVEL

HIGH-INTERMEDIATE

DOWNLOAD

• MP3 Files

PRICE

11,000원

Key Features

» Prepares a wide range of listening tests for a number of academic purposes

» Includes advanced questions for high level learners

» Provides sample tests that reflect the latest trends in English listening instruction

» 중고등 내신영어, 듣기수행평가, 수능영어 등 주요 영어듣기시험 대비

» 영어 상위권 학생들을 위한 난이도 높은 문항 출제로 실력 업그레이드

» 최신 영어듣기시험의 기출 경향을 반영한 실전모의시험 제공



Student Book



Contents

Titles	Main Topics or Curriculum
고수준 주니어 리스닝(주제 중심)	People, School, Jobs & Things, Food & Shopping, Sports & Health Favorites & Feelings, Routines, Animal & Plants, Places & Countries Art & Entertainment, Weather & Nature, Social Issues
고수준 주니어 리스닝(유형 중심)	그림1- 인물, 사물, 상황, 날씨 / 그림2- 사물의 위치, 지도 보기 / 그림3- 그래프, 도표 읽기 숫자, 날짜, 시간, 금액 계산하기, 목적과 의도 찾기, 주제와 토픽 찾기 어색한 대화 찾기, 빈칸에 들어갈 말 찾기, 마지막 말에 적절히 응답하기 세부사항 파악1 - 직업, 관계, 심정 / 세부사항 파악2 - 내용 일치, 특정 정보 파악 추론하기, 담화문 이해하기
고수준 주니어 리스닝(실전모의시험 25회)	1회 ~ 25회

Compositions

Titles	Units	Pages	ISBN
고수준 주니어 리스닝(주제 중심) - Student Book + Answers & Scripts + MP3 CD	12	228	978-89-6210-325-0
고수준 주니어 리스닝(유형 중심) - Student Book + Answers & Scripts + MP3 CD	12	212	978-89-6210-326-7
고수준 주니어 리스닝(실전모의시험 25회) - Student Book + Answers & Scripts + MP3 CD	25	212	978-89-6210-327-4

쉽고 재미있는 토픽으로 라이팅 자신감을 높여주는

WRITING POP!

Writing Pop! 시리즈는 초등학생을 위한 3단계 라이팅 교재로, 기본적인 리딩과 문법을 학습한 학생들이 기본 구문 및 문단 쓰기까지 가능할 수 있도록 구성되었습니다. 라이팅에 대한 막연한 두려움을 없애고 Writing Process의 전 과정을 자연스럽게 체득할 수 있어, High-beginner 학습자들의 라이팅 학습에 적합한 교재입니다. 유기적으로 연결된 각 코너들을 통해 문장 구사력과 정확도, 글 구성력을 반복적으로 훈련할 수 있어 각종 영어능력시험에서 요구하는 라이팅 스킬까지 대비할 수 있습니다.

LEVEL HIGH-BEGINNER

CEFR

Leading to A1	A1	A2	B1	B2	C1
------------------	----	----	----	----	----

DOWNLOAD

- Unit Sample
 - Teacher's Guide
 - Answer Key
- MP3 Files
 - Worksheet

PRICE

12,000원

Key Features

- » Leading the entire process of writing from brainstorming to publishing
- » Easy-to-follow model writings for each unit
- » Thought Maps for analyzing and organizing students' own writings
- » Speaking activities using main sentence structures
- » Grammar and punctuation practice for improving language accuracy




Contents

Titles	Main Topics or Curriculum	Word Count
Writing POP! 1	Family Members, Best Friend, Things in My Room, Daily Life, Jobs, Superheroes, etc.	30~45 words
Writing POP! 2	My Town, Giving Directions, Party, My Favorite Movie, Weekend Activity, Summer Vacation, My Favorite Season, etc.	45~55 words
Writing POP! 3	My Travel Plan, Sickneses & Cures, Environment, Animals, News, Recipe, etc.	55~65 words


Compositions

Titles	Units	Pages (SB/WB)	ISBN
Writing POP! 1 – Student Book + Workbook	8	84/32	978-89-6210-389-2
Writing POP! 1 – Classroom Teacher's Guide (Book)	8	68	978-89-6884-022-7
Writing POP! 2 – Student Book + Workbook	8	84/32	978-89-6210-390-8
Writing POP! 2 – Classroom Teacher's Guide (Book)	8	68	978-89-6884-023-4
Writing POP! 3 – Student Book + Workbook	8	84/32	978-89-6210-391-5
Writing POP! 3 – Classroom Teacher's Guide (Book)	8	68	978-89-6884-024-1


Student Book




Workbook



Project Paper



Teacher's Book



Sample Pages from the Student Book

From Writing Pop! 1

브레인스토밍을 위한 묻고 답하기 활동을 통해 각 유닛의 라이팅 토픽에 대한 학습자들의 흥미 유발

Unit 1 My Family

Get Ready

How many people are there in your family?
Who are they?

Look and read. Put the correct stickers on the picture.

I am David.
My sister's name is Janet.
She is friendly and cute.

Now answer the questions below.

Q. Who is the little girl? A. She is David's _____.
Q. What is her name? A. Her name is _____.

그림을 통해 토픽과 관련된 단어 학습

me
shy
mother
brave
sister
funny
father
kind

스티커 붙이기 활동과 세 문장 내외의 짧은 글을 통해 해당 유닛의 학습 포인트 점검

스스로 글감 선정에서부터 글의 구성까지 손쉽게 할 수 있도록 가이드 코너 제공

Plan Your Story

A Fill in the blanks to organize your writing.

1 I want to write about my _____ and _____.
2 What are their names?
_____'s name is _____.
_____'s name is _____.
3 How old are they?
_____ is _____.
_____ is _____.
4 What is he/she like?
_____ is _____.
_____ is _____.

B Complete your own Thought Map.

구두점 학습 및 점검 코너

Write Your Story

* Write a draft about your family members by using your Thought Map.

Title _____
Introduction I want to introduce my _____.
Body My _____ is _____.
My _____'s name is _____.
_____ is _____ years old.
_____ is _____.
Ending I like _____.

Writing Point

Period
Use a period (.) at the end of each sentence.
e.g. He is nine years old.

* Find the mistakes and correct them.

1 My sister's name is Beth
2 She is kind

글의 초안 작성 코너로 앞서 배운 단어, 문법, 문장들을 이용하여 문단 쓰기

Sample Pages from the Workbook

핵심 단어와 문장을 자연스럽게 익힐 수 있는 모델 라이팅

Read & Think

Cathy's Writing

Title My Special Family Members
Introduction I want to introduce my brother and sister.
Body My brother's name is Tom.
He is nine years old.
He is so active.
My sister's name is Jenny.
She is one year old.
She is funny.
Ending I love them very much.

Check Up

* Read and answer the questions.

1 What is Cathy's writing about?
It is about her (father and mother / brother and sister).
2 How old is Cathy's brother?
① 1 year old
3 What is Cathy's brother's name?
His name is _____.
4 What is Tom like? What is Jenny like?
Tom is _____.
Jenny is _____.

모델 라이팅에 대한 이해도를 점검할 수 있는 문제 풀이

Thought Map

* Complete the Thought Map.

Name Tom
Cathy's Brother
Age
Character
Name
Cathy's Sister
Age
Character

글의 구조를 분석해 봄으로써 글의 구성력 습득

Unit 1 My Family

Unit 1 _____'s Writing

Write about your family members by using your draft. Then share it with your partner.

초안을 토대로 최종적으로 쓴 글을 친구들과 함께 공유하며 체크

Look at the words and put them in the correct box.

mother sister kind shy brother brave father active

Family Character

Unscramble the sentences.

1 My / is / brother's / name / Tom / .
2 one / year / old / is / She / .
3 them / I / love / much / very / .
4 is / so / He / active / .

해당 유닛의 주요 단어와 문장 구조 복습

다양한 구조의 글을 나의 이야기로 바꿔 봄으로써 좋은 글의 구조가 자연스레 체득되는

WRITING POP! UP

NEW

Writing POP! UP 시리즈는 3단계로 구성된 라이팅 교재로, 글쓰기의 기초를 다진 학생들이 보다 풍성하고 긴 문장을 쓰는 연습을 하고 Non-fiction 주제에 대해 Paragraph 단위의 조직적인 글쓰기를 훈련할 수 있도록 구성되었습니다. 주제와 관련된 어휘를 풍부하게 제공하여 해당 분야에 대한 폭넓은 스토리텔링을 가능하게 하고, 다양한 Writing Skill이 사용된 Graphic Organizer를 통해 글을 조직적으로 구성하는 연습을 함으로써, Beginner 레벨을 벗어난 학습자가 글쓰기 능력을 탄탄하게 업그레이드할 수 있습니다.

LEVEL LOWER-INTERMEDIATE TO INTERMEDIATE

CEFR

Leading to A1	A1	A2	B1	B2	C1
---------------	----	----	----	----	----

DOWNLOAD

- Unit Sample
- Teacher's Guide
- Project Paper
- MP3 Files
- Answer Key

PRICE

13,000원

Key Features

- » Systematic guides from brainstorming to publishing
- » Guided questions to help students come up with ideas
- » A speaking activity related to each unit's topic
- » Model writings in which diverse writing skills are utilized
- » Sentence-building exercises related to each unit's topic
- » Graphic organizers that help students structure and organize their ideas




Contents

Titles	Main Topics or Curriculum	Word Count
Writing POP! UP 1	Your Favorite Sport, What Happened on Your Best Birthday, The Most Fun Place, A Recipe for Something You Can Cook, Your Favorite Star, Similarities and Differences Between Friends, An Invitation Letter for a School Event, The Pet You Prefer	70~85 words
Writing POP! UP 2	Three Rules Your School Has, The City You Live In, Your Day at an Amusement Park, An Embarrassing Moment, The Life Cycle of an Insect, Your Favorite Website, Some Advantages of a Certain Field Trip Place, Your Day at an Amusement Park	85~100 words
Writing POP! UP 3	A Special Day in Your Country, Two Animals That Look Alike, A Famous Landmark in Your Country, A School Club You Recommend to Join, Your Favorite Book, A Great Person You Admire Most, Three Ways to Stay Healthy, How to Take Care of a Pet	100~115 words


Compositions

Titles	Units	Pages (SB/WB)	ISBN
Writing POP! UP 1 – Student Book + Workbook	8	84/32	978-89-6884-587-1
Writing POP! UP 1 – Classroom Teacher's Guide (Book)	8	68	978-89-6884-612-0
Writing POP! UP 2 – Student Book + Workbook	8	84/32	978-89-6884-588-8
Writing POP! UP 2 – Classroom Teacher's Guide (Book)	8	68	978-89-6884-613-7
Writing POP! UP 3 – Student Book + Workbook	8	84/32	978-89-6884-589-5
Writing POP! UP 3 – Classroom Teacher's Guide (Book)	8	68	978-89-6884-614-4

Student Book



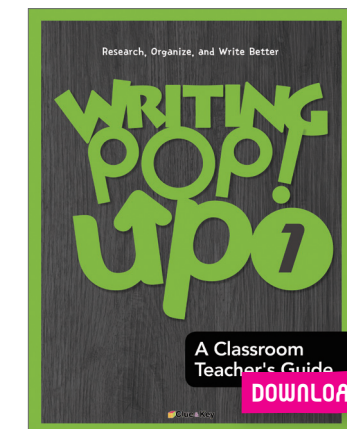
Workbook



Project Paper



Teacher's Book



Sample Pages from the Student Book

From Writing Pop! 1

Unit 1 Soccer is my favorite sport.

Task: Write about your favorite sport.

Brainstorming

A Brainstorm some words about sports.

How About Me?

Q What is your favorite sport?
My favorite sport is _____.

Unit 1 - 7

사진이나 다채로운 그림과 함께 주요 어휘를 제시함으로써 라이팅 토픽에 대한 학습자들의 흥미를 유발하고 브레인스토밍을 유도

학습자들이 토픽에 대하여 생각해 보고 이야기를 시작할 수 있도록 동기를 부여하는 질문 코너

Read for Ideas

David's Writing

My Favorite Sport

Soccer is my favorite sport. Eleven players on a team play soccer on a soccer field. You score a goal when you shoot the ball into your opponent's net. I play soccer with my friends after school every Wednesday. I am good at dribbling a soccer ball. I want to pass the ball better because I think the most exciting part of soccer is passing the ball. I want to play soccer every day.

Organize Ideas

A Complete the organizer for David's writing.

Topic Sentence	_____ is my favorite sport.		
Number of players	eleven	How I score / win	shoot the ball into the opponent's net
With whom	my friends	When I play it	every Wednesday
What I am good at	dribbling a soccer ball	The best part of it	passing the ball
Ending Sentence	I want to _____.		

Writing Point

The Title

The title tells you what the writing will be about. It should be centered above your essay. It is usually not a complete sentence.

My Favorite Sport

Soccer is my favorite sport. Eleven players on a team play soccer on a soccer field. You score a goal when you shoot the ball into the opponent's net....

Read and answer the questions.

- What is this writing about?
a David's favorite sport player
b David's least favorite sport
c What sport David likes the most
- What is David good at?
a shooting b passing c dribbling
- Check T for true or F for false.
a. David wants to play soccer every Wednesday. T F
b. David thinks that the most exciting part of soccer is passing the ball. T F

모델라이팅의 구조를 살피고 좋은 글의 구성을 파악하는 코너

라이팅스킬을 활용하여 잘 짜여진 에세이를 쓸 수 있게 도와주는 모델라이팅과 이해도 확인 코너

에세이의 각 파트에 대하여 배우고 모델라이팅 속 예시로 확인

Words for Ideas

A Look at and study the words.

- What do you need when you play sports?
goal net racket ice skates
- What do you do when you play sports?
dribble the ball shoot the ball hit the ball score a goal
- Where do you play the sport?
ice rink baseball field basketball court tennis court

Talk About Me!

- What do you need to play your favorite sport?
I need _____.
- What do you do when you play it? And where do you play it?
I _____, I play it on a(n) _____.

Fill in the blanks by using the words in the box.

- You play baseball on a _____.
- You play ice hockey on an _____.
- You play tennis on a _____.
- You need to wear _____ to play ice hockey.
- The tennis player hits the ball with a _____.
- The soccer player took the pass and _____ a goal.
- The basketball player _____ the ball into the net.
- In volleyball, the ball has to go over the _____.

ice skates ice rink baseball field tennis court scored net racket shoots

Talk for Ideas

A Role-play with your partner.

Katie What is your favorite sport?
Derek My favorite sport is baseball.
Katie Where do you play it?
Derek I play it on a baseball field.
Katie What do you do when you play it?
Derek I hit the ball and run to the bases.
Katie What is the most exciting part of it?
Derek I think the most exciting part of baseball is hitting a home run.

B Change the underlined parts and talk with your partner.

Unit 1 - 9

사진과 함께 주어지는 핵심 어휘 훈련

학습자들이 자신의 경험을 떠올리며 토픽에 집중할 수 있게 해주는 심화질문

학습한 어휘를 활용하여 학습자의 경험을 이야기해 보면서 의사소통능력을 배양할 수 있는 스피킹 코너

Sentence Build Up

Focus 1 I am good at dribbling a soccer ball.

A Unscramble the sentences.

- (good at / the basketball player / shooting / is / the ball)
→ The basketball player is good at shooting the ball.
- (catching / the ball / is / good at / the baseball player)
→ _____
- (the hockey puck / the ice hockey player / good at / hitting / is)
→ _____
- (are / the volleyball players / good at / a ball / passing)
→ _____

Focus 2 The most exciting part of soccer is passing the ball.

B Write the sentences by using the given key words.

- (baseball, hit a home run)
→ The most exciting part of baseball is hitting a home run.
- (tennis, hit the ball)
→ _____
- (ice hockey, win the game)
→ _____
- (basketball, shoot the ball)
→ _____
- (soccer, score a goal)
→ _____

Plan Your Writing

A Complete the organizer for your own writing.

Topic Sentence	_____ is my favorite sport.		
Number of players		How I score / win	
With whom		When I play it	
What I am good at		The best part of it	
Ending Sentence	I want to _____.		

모델라이팅의 구조에 따라 본인만의 오거나이저를 완성함으로써 좋은 글을 직접 계획해 보는 연습 실시

모델라이팅에 쓰인 핵심 문장구조 및 문법을 확인하고 활용해 보는 코너

Sample Pages from the **Workbook**

Write a Draft

Write a draft based on your outline on page 13.

Title: _____

Topic Sentence: _____ is my favorite sport.

Number of players: _____

How to score/win: _____ You _____

With Whom: I play _____ with _____

When I play it: I play _____

What I am good at: I am good at _____

The best part of it: _____ the most exciting part of _____

Ending Sentence: _____

Quick Check

- Does the title of your writing tell the readers what it will be about?
- Is the title a complete sentence?
- If you answered no to number 1 or yes to number 2, rewrite the title.

본인만의 오거나이저를 바탕으로 초안 쓰기

Writing Point에서 다루었던 에세이의 주요 파트를 본인의 글에서 점검

Unit 1 Soccer is my favorite sport.

A Look at the words and put them in the correct boxes.

racket dribble pass run
net shoot goal ice skates

Sport Actions **What You Need**

B Circle the correct words and complete the sentences.

- You play baseball on a baseball (rink / field) field.
- The soccer player (played / scored) _____ a goal.
- You play (basketball / ice hockey) _____ on an ice rink.
- You play tennis on a tennis (court / field) _____.
- In volleyball, the ball has to go over the (skate / net) _____.
- He (scores / shoots) _____ the ball into the net.

C Correct the mistakes in red and rewrite the sentences.

- The most exciting part of soccer is score a goal.
→ The most exciting part of soccer is scoring a goal.
- The most exciting part of baseball is hit a home run.
→ _____
- The most exciting part of basketball is shot the ball.
→ _____
- The most exciting part of ice hockey is to winning the game.
→ _____
- The most exciting part of tennis is hits the ball.
→ _____

D Make your own sentences by using the phrase 'be good at'.

- The basketball player is good at shooting the ball.
- The baseball player _____.
- The ice hockey players _____.
- The volleyball player _____.
- The tennis players _____.
- _____.

다양한 연습포맷을 통하여 본문에서 학습한 주요 어휘와 문장구조를 복습

Project 1 Scrapbook

What to Do Making a scrapbook about your favorite sports star


How to Do It **Materials:** paper, glue, colored pencils, photos

- Fold your paper in half. The outside is the cover of your scrapbook.
- Write some information about your favorite sports star inside the scrapbook.
 - who the star is
 - what sport the star plays
 - where he/she is from
 - what he/she is good at
 - his/her achievements
- Find some photos of the star and glue them in your scrapbook.
- Decorate the book as you want.

Sample Writing

My Favorite Sports Star

My favorite sports star is Yao Ming. He played basketball. Yao is from China. He is 229 cm tall. Yao played for the Houston Rockets in the NBA. He played from 1997 to 2011. He was good at dunking the basketball. He scored more than 9,000 points and was on the all-star team eight times. He also played for the Chinese Olympic basketball team. Now he is retired and lives in China.



Useful Words

- soccer: score a goal, pass the ball, striker, defender, midfielder
- baseball: pitch the ball, hit the ball, pitcher, batter
- basketball: shoot, rebound, pass, dribble, block a shot, slam dunk
- swimming: freestyle, backstroke, breaststroke, butterfly

Do It Together

Share your scrapbook with your classmates. Ask them about their favorite sports star.

본문에서 다룬 토픽들을 이용하여 포스터, 스크랩북, 미니북, 설문, 보고서, 또는 조리법 등의 형식으로 글을 쓰고 친구들과 공유하는 프로젝트 코너

Unit 1 _____'s Writing

★ Write about your favorite sport by using your draft. Then, share it with your partner.

Peer Check

Peer Editor: _____ Date: _____

- Does the title of your friend's writing tell you what it will be about?
- Is the title a complete sentence?
- If you answered no to number 1 and yes to number 2, rewrite the title.
- Can you find these in your friend's writing?
 - what he or she needs to play the sport
 - where he or she plays the sport
 - how he or she scores / wins
 - what he or she does while playing the sport

Yes No

초안을 토대로 최종적으로 글을 쓰고 친구들과 공유하며 체크

초등학생 필수 영문법을 체계적으로 습득할 수 있게 도와주는

FIRST STEP IN GRAMMAR

First Step in Grammar 시리즈는 가장 효율적이고 효과적인 방식으로 문법을 완성하는 새로운 개념의 초등학생용 영문법 교재입니다. 영문법을 처음 접하는 초등학생들에게 어려운 문법 사항을 일방적으로 설명하는 것이 아닌, 문장 분석, 퀴즈, 선 긋기, 퍼즐 등의 다채로운 활동을 통해 문법을 이해할 수 있도록 구성하였습니다. 문법 패턴들은 매 레슨마다 별도로 제시되는 것이 아니라 레슨이 진행되면서 이어질 수 있도록 체계적으로 분류되어 있습니다.

LEVEL HIGH-BEGINNER

CEFR

Leading to A1	A1	A2	B1	B2	C1
---------------	----	----	----	----	----

DOWNLOAD

- Unit Sample
 - Teacher's Guide
 - Test
- Lesson Plan
 - Answer Key
 - Video Lectures

PRICE

13,000원

Key Features

- » Facilitating learning the most integral patterns of grammar through image/task-based activities
- » Building the new key learning within the context of cumulative grammar points
- » Reinforcing key learning with 4-step interactive assessment activities: Quick Check, Review Test, Challenge Test, and Talking about Pictures/Quiz
- » Providing two-step Book 1 (1A, 1B) to help build a successful foundation

Contents

Titles	Main Topics or Curriculum
First Step in Grammar 1A	Nouns, Pronouns, Articles, Adjectives, Prepositions, Parts of a Sentence
First Step in Grammar 1B	Pronouns, Possessives, Wh-Questions, Sentences
First Step in Grammar 2	Verbs, Nouns, Adjectives, Modal Verbs, Questions
First Step in Grammar 3	Adverb, Tenses of Verbs, Tenses of Modal Verbs, Infinitives, Gerunds, Comparatives & Superlatives


Compositions

Titles	Chapters	Lessons	Pages (SB/WB)	ISBN
First Step in Grammar 1A – Student Book + Workbook	5	15	116/32	978-89-6210-224-6
First Step in Grammar 1A – Classroom Teacher's Guide (Book)	5	15	68	978-89-6884-038-8
First Step in Grammar 1B – Student Book + Workbook	5	16	116/36	978-89-6210-225-3
First Step in Grammar 1B – Classroom Teacher's Guide (Book)	5	16	76	978-89-6884-039-5
First Step in Grammar 2 – Student Book + Workbook	6	19	120/40	978-89-6210-226-0
First Step in Grammar 2 – Classroom Teacher's Guide (Book)	6	19	88	978-89-6884-040-1
First Step in Grammar 3 – Student Book + Workbook	6	18	116/40	978-89-6210-227-7
First Step in Grammar 3 – Classroom Teacher's Guide (Book)	6	18	80	978-89-6884-041-8


Student Book



Workbook




Video Lectures




Test Set

2 Review Tests + 1 Final Test / per every SB



Teacher's Book



Sample Pages from the Student Book

From
First Step in Grammar 1A

Lesson 1 A Book / Books

Catch the grammar
Read and find the differences.

Read and find the changes.

an apple → ~~an~~ apple +s → two apples

a cat → ~~a~~ cat +s → two cats

a chair → ~~a~~ chair +s → two chairs

Make it yours

1. Singular Noun (one): a/an + Noun

a + Noun (starts with a consonant)	an + Noun (starts with a vowel)
a chair	an apple
a cat	an egg
a desk	an iguana
a table	an orange
a bed	an umbrella

2. Plural Noun (two and more): Noun + -s

Noun + -s	Noun + -s
two apples	six chairs
three oranges	seven cats
four apple	eight chair
five orange	nine cat

*When you count, start with one, not a/an. (one book, two books, three books...)

퀴즈, 선 긋기, 퍼즐 등의 다채로운 활동을 통하여 학습해야 할 문법 패턴을 반복적으로 제시

해당 레슨에서 배워야 할 문법 사항들을 간단하게 제시

문법 패턴을 차트로 제시하는 형태 등을 통하여 확실한 문법 개념 정리

Chapter 1 Review Test

A. Choose the right one.

1. a book → three (box/books/books)

2. a watch → two (watch/watches/watches)

3. a butterfly → two (butterfly/butterflies/butterflies)

4. a boy → two (boys/boies/boies)

5. a leaf → two (leaves / leafs/leafs)

6. a fox → two (foxes/foxs/foxs)

7. a brush → two (brushes/brushes/brushes)

B. Choose the right one.

1. ① an old desk ② old desks ③ a new desk

2. ① a tall candle ② tall candles ③ a short candle

3. ① a red leaf ② red leaves ③ a brown leaf

4. ① black flies ② a black fly ③ a green fly

Chapter 1 Challenge Test

A. Count.

1. two eggs

2. three buses

3. four apples

4. () iron

5. () fox

6. () brush

7. () potato

8. () leaf

각 레슨에서 다룬 모든 문법 사항들을 총망라하여 배운 내용에 대한 이해도를 측정할 수 있는 테스트

조금 더 난이도가 있는 문제들을 통하여 실력을 더욱 심층적으로 평가해 보는 테스트

Sample Pages from the Workbook

Exercise

A. Choose the right ones.

1. (a / an) bag 2. (a / an) elephant

3. (a / an) airplane 4. (a / an) cap

5. (a / an) eagle 6. (a / an) umbrella

B. Fill in the each column with correct ones.

a + noun	an + noun
pen	elephant
egg	cat
glove	ant
umbrella	dog
window	eagle

Quick Check

1. Noun: name things (people, animals, places, things)

boy, girl, book, crayon, school, bridge, cat, dog

2. Adjective: talk more about nouns

tall boy, short boy, black crayon, white crayon, big school, small school, pretty cat, ugly cat

Underline the adjectives and circle the nouns.

1. tall girl 2. black cat 3. sad dog
4. big school 5. white cat 6. ugly dog

다양한 형태의 문제를 통하여 해당 레슨에서 익혀야 할 문법 패턴에 대한 이해도 확인

배운 내용을 미리 살펴보기나 혹은 앞서 배운 내용을 복습할 수 있는 기회 제공

Chapter 1 Lesson 1

Review the grammar points.

Circle five vowels.

A B C D E F G H I J K L M N O P Q R S T U V W X Y Z

A. Choose the right ones.

1. (an / a) elephant 2. (an / a) dog 3. (an / a) apple

4. (an / a) egg 5. (an / a) orange 6. (an / a) airplane

7. (an / a) cat 8. (an / a) ant 9. (an / a) house

B. Fill in the blanks.

1. three

2. three

3. three

4. three

5. three

6. three

Word Bank: eagle, egg, dog, cat, umbrella, eraser

C. Correct the wrong ones.

1. two book 2. an chair 3. a cats 4. a oranges 5. three pencil 6. an eagles 7. a oven 8. a iguana 9. two umbrella 10. an owl 11. a umbrella 12. a octopus

본책에서 배운 문법 스킬을 보다 강화할 수 있도록 다양한 액티비티를 제공하는 워크북

초등학생들의 중학 영어 내신 대비용 기초 영문법 교재

NEW PLUS GRAMMAR

New Plus Grammar 시리즈는 초등학생의 눈높이에 맞춘 3권으로 구성된 기초 문법 교재입니다. 다양하고 재미있는 예문과 일러스트로 학습에 흥미를 더해 주어 학습자들에게 딱딱하지 않은 문법 학습서로 다가갈 수 있도록 하였습니다. 꼭 필요한 문법 설명만 쉽고 간략하게 제시함과 동시에, 풍부한 예문과 연습문제들로 구성하였습니다.

LEVEL

HIGH-BEGINNER TO LOWER-INTERMEDIATE

DOWNLOAD

• Answer Keys

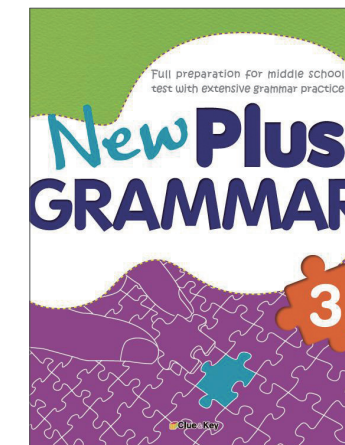
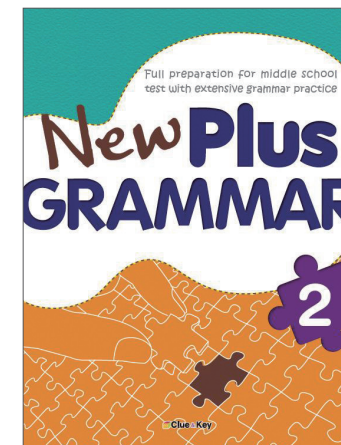
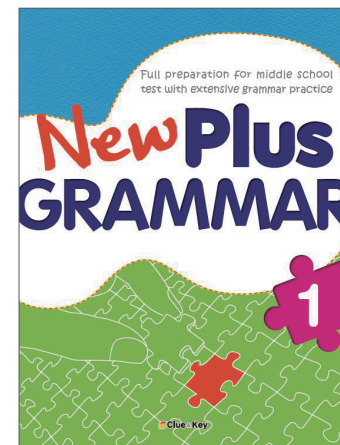
PRICE

10,000원

Key Features

- » A three-book grammar series for learners aged 11 to 13
- » Contains all the features to help EFL learners who have difficulty in learning English grammar
- » Step-by-step design of the series helps learners acquire an understanding of basic grammatical concepts
- » Provides easy and clear grammar points, lots of exercises, unit tests, and writing
- » 기존의 입시용 콘텐츠를 과감하게 배제하고 구문 중심으로 초등학생들에게 꼭 필요한 문법 사항만 수록
- » 초등 눈높이에 맞춘 다양하고 재미있는 예문 및 일러스트로 학습의 흥미를 더함
- » 콕콕 찌어주는 개념 설명과 풍부한 예문으로 쉽고 효과적으로 문법 내용을 이해할 수 있음
- » 기본 문제, 응용 문제뿐만 아니라 중학교 시험 유형의 문제로 내신에 대비
- » 유닛의 마지막에 제공되는 Pop Quiz와 Review 코너로 다시 한 번 자신의 이해도와 성취도를 파악한 다음 부족한 부분을 복습할 수 있음

Student Book




Contents

Titles	Main Topics or Curriculum
New Plus Grammar 1	명사, 관사와 셀 수 없는 명사의 수량, 인칭대명사, be동사, 지시대명사와 부정대명사, there is, there are / how many, how much 일반동사의 현재 시제, 일반동사의 부정문과 의문문
New Plus Grammar 2	be동사와 일반동사의 과거형 I, 일반동사의 과거형 II 미래 시제, 진행 시제, 현재완료 조동사 I, 조동사 II 형용사와 부사, 비교급과 최상급
New Plus Grammar 3	문장의 종류, 문장의 요소와 형태 의문사, 전치사 to부정사, 동명사 접속사, 특수한 문장

Compositions

Titles	Units	Pages	ISBN
New Plus Grammar 1 - Student Book	8	136	978-89-6210-259-8
New Plus Grammar 2 - Student Book	9	152	978-89-6210-260-4
New Plus Grammar 3 - Student Book	8	136	978-89-6210-261-1



Sample Pages from the Student Book

Unit 1 명사

Hello, Anne.

명사는 사람이나 사물의 이름을 나타내는 말이다.
개수를 셀 수 있는 명사와 셀 수 없는 명사가 있다.

1 셀 수 있는 명사

- 일반적인 사람이나 사물을 가리키는 명사
Anne is a **student**. 연은 학생이다.
She has a **dog**. 그녀는 개를 한 마리 가지고 있다.
- '학교, 가족, 민족'과 같이 사람이나 사물 여럿이 모여 하나의 집합체를 이룬 명사
This is Anne's **class**. 여기가 연의 반이다.
Anne's **family** is large. 연네 가족은 대가족이다.

2 셀 수 없는 명사

- 사람 이름, 나라 이름, 요일 이름, 달 이름처럼 세상에 하나밖에 없는 이름을 가리키는 명사 - 첫 글자를 항상 대문자로 쓴다.
Anne is from **Canada**. 연은 캐나다 출신이다.
She lives in **Seoul**. 그녀는 서울에 산다.
- 공기(air) 같은 기체, 물(water) 같은 액체, 종이(paper)처럼 모양이나 크기가 자주 바뀌는 물질을 가리키는 명사
Anne drinks **milk** in the morning. 연은 아침에 우유를 마신다.
She eats **bread**, too. 그녀는 빵도 먹는다.
- 음악(music), 사람(love)처럼 뚜렷한 모양이 없어 눈으로는 보이지 않지만 뜻으로는 나타낼 수 있는 명사
Anne likes **music**. 연은 음악을 좋아한다.
Anne believes in **love**. 연은 사랑의 가치를 믿는다.
Good **luck**, Anne. 행운을 빌어, 연

Practice 1

A 명사를 찾아 동그라미 하세요.

1 This is Tony. 2 He is a teacher.
3 He teaches music. 4 He lives in New York.
5 He lives with his family. 6 He has a cat.
7 It is his good friend. 8 It drinks water.
9 It eats fish. 10 It rests in a basket.

B 어울리지 않는 단어를 찾아 동그라미 하세요.

1 셀 수 있는 명사 2 셀 수 없는 명사

chair love book

apple car computer

bus

coffee water

money cat juice

bread

C 주어진 단어를 분류해 보세요.

Word Bank

Tom pencil banana

Seoul class

France school music

1 셀 수 있는 명사: _____
2 셀 수 없는 명사: _____

이해하기 쉬운 간단하고 명확한 개념 설명

From New Plus Grammar

학습한 내용을 바로 확인해볼 수 있는 문제 풀이 코너

예문을 활용한 유닛의 주요 문법 설명

Master Test

01 셀 수 있는 명사가 아닌 것을 고르세요.

1 blackboard 2 chair
3 milk 4 lion
5 window

02 복수형을 만들 수 있는 명사를 고르세요.

1 Canada 2 Seoul
3 air 4 Tom
5 watermelon

• 다음 중 단수형과 복수형이 잘못 연결된 것을 고르세요. (03~04)

03 1 apple - apples 2 baby - babies
3 tooth - teeth 4 leaf - leaves
5 man - men

04 1 car - cars 2 city - cities
3 mouse - mouses 4 child - children
5 wolf - wolves

05 다음 명사들을 복수형으로 만들 때 빈칸에 공통으로 알맞은 글자를 쓰세요.

• bus - bus _____ • box - box _____
• church - church _____ • dish - dish _____

Plus Note

1) 가계, 책상과 같이 모양이나 크기가 일정하지 않은 물체는 셀 수 없는 명사이다.

2) 이 세상에 하나밖에 없는 것을 나타내는 명사나 눈으로 보지 않는 것을 나타내는 명사는 셀 수 없는 명사(단수)로 복수형을 만들 수 없다.

3) 책, 음악, 사랑, 사람 등은 셀 수 없는 명사(단수)로 복수형을 만들 수 없다.

4) chair, mouse 등의 명사는 단수형과 복수형의 모양이 완전히 다르다.

5) 국, 차, 커피, 과일 등은 명사의 복수형을 생각해 본다.

• 다음 빈칸에 알맞은 말을 고르세요. (06~07)

06 I have ten _____.

1 glass 2 pens 3 peach
4 watch 5 finger

07 I want a cap, two _____ and three jackets.

1 shirts 2 blouse 3 eraser
4 pant 5 skirt

08 밑줄 친 부분의 쓰임이 올바르게 않은 것을 고르세요.

1 I live in Los Angeles. 2 Welcome to Korea.
3 Today is Monday. 4 He is from China.
5 Wash your face, Tom.

• 다음 빈칸에 알맞지 않은 말을 고르세요. (09~10)

09 Four _____ walk in the park.

1 boys 2 girls 3 students
4 men 5 woman

10 I see twenty _____.

1 child 2 horses 3 feet
4 fish 5 sheep

중학교 영어 시험 유형의 문제 익히기

읽기, 쓰기가 적용된 문제들로 구성

Practice Plus I

A 셀 수 있는 명사에는 동그라미, 셀 수 없는 명사에는 기호 하세요.

1 bread 2 egg
3 orange 4 juice
5 sugar 6 Korea
7 computer 8 snow
9 doctor 10 table

B 알맞은 복수형에 동그라미 하세요.

1 cap (caps / capes) 2 class (classes / classies)
3 desk (desks / deskens) 4 fox (foxs / foxes)
5 city (citys / citiles) 6 ruler (rulers / ruleres)
7 leaf (leafs / leaves) 8 peach (peachs / peaches)
9 child (childs / children) 10 sheep (sheep / sheape)

C 복수형 명사 다섯 개를 찾아 동그라미 하세요.

m e n f o
w o m e n
f i i e t
c h c t s
t e e t h

man _____
woman _____
fish _____
city _____
tooth _____

D 주어진 그림이 나타내는 명사의 복수형을 써서 피클을 완성하세요.

1 2 3 4 5 6 7 8 9 10

f w s
b e

E 밑줄 친 부분을 올바른 복수형으로 고치세요.

Shopping List

1 2 shoe 2
3 3 bags of sugars 3
4 10 eggs 4
5 3 boxes of candy 5
6 7 dishes 6

문법 규칙 학습 후 연습문제로 실력 다지기

문법 사항을 응용한 다양한 유형의 문제 풀기

Writing

★ Lisa와 Amy와 John은 엄마의 심부름으로 각각 장을 보러 가야 해요. 쇼핑 할 물건들을 정리해 놓은 표를 보고 엄마가 무엇을 사라고 말씀하시는지 세 보세요.

person	apple	banana	orange	peach
Lisa	2	6	4	1
Amy	7	2	5	
John		5	10	2

1. Lisa's mom Please buy two _____, six _____, four _____, and one onion.

2. Amy's mom Please buy seven _____, and _____.

3. John's mom Please buy _____, and two _____.

Writing

★ 요리왕왕 팬케이크 요리법을 완성해 봅시다.

How to Make Honey Pancakes

You need _____ two _____ bags of flour, _____ of sugar, _____ of milk, _____ of butter and some salt. Mix them in a bowl with _____ of water. put the mixture on a hot pan. Bake for three minutes.

Now, make the apple honey sauce. Put some honey in a bowl. Mix _____ honey with _____ of apple syrup. Put the pancake on _____ plate. Put the sauce on top. The honey pancakes are ready. Now, help yourself!

해당 문법이 적용된 재미있는 라이팅 코너로 작문 실력도 향상 가능

요리법, 쇼핑리스트, 일과표 등 흥미롭고 다양한 주제로 구성

영어동화로 만나는 틱톡틱톡 티키톱 친구들~ Let's get together. It's chime time!

시계마을 티키톱! 영어동화

「시계마을 티키톱! 영어동화」는 전 10권으로 구성된 4~6세 유아를 위한 애니메이션 스토리북 시리즈입니다. 이미 국내 EBS와 Tooniverse에서 방영되었고, 미국 Nickelodeon을 비롯 전세계에서 방영되고 있는 동명의 애니메이션을 책으로 옮겨와 환상적인 컬러감과 살아 숨쉬는 듯한 캐릭터 애니메이션의 진수를 보여줍니다. 각 권마다 TV 애니메이션의 캐릭터들이 등장하여, 좋은 생활 습관과 예절을 담은 재미있는 이야기를 쉽고 일상적인 영어 표현으로 풀어가기 때문에, 아이들은 스토리를 통해 친구와 함께 어울리고 질서를 지키고 타인을 배려하는 마음을 배우게 됩니다. 또한 세이펜 학습 기능을 통해 노래, 챗트, 단어들을 반복적으로 듣고 따라 할 수 있어, 영어에 대한 노출이 수월해지고 자기주도학습의 습관을 기를 수 있습니다.

LEVEL LOWER-BEGINNER

CEFR

Leading to A1	A1	A2	B1	B2	C1
---------------	----	----	----	----	----

DOWNLOAD

- MP3 Files
 - Flashcards
- Lesson Plan
 - Worksheet

PRICE

날권: 10,000원 / Parents' Guide Book: 5,000원
10권 박스 세트: 100,000원 / 세이펜 포함 세트: 228,000원

Key Features

- » EBS 방영 「시계마을 티키톱!」 애니메이션이 자랑하는 귀엽고 사랑스러운 그림체
- » 유아 단계에서 습득해야 할 기본 매너 교육과 인성 교육에 관한 열 가지 토픽으로 구성된 스토리들
- » 해외 유명 어린이 프로그램 작가들이 스토리라인을 따라 공들여 만든 뮤지컬 풍의 신나는 노래들
- » 원어민 성우들이 실감나는 액팅을 곁들여 완성도 있게 녹음한 오디오 CD
- » 궁금한 곳을 터치하여, 듣고 따라 하면서 스스로 학습하는 습관을 길러주는 세이펜 학습 기능
- » 유치원 수업이나 홈스쿨링을 수월하게 도와주는 Parents' Guide Book과 무료 제공 Lesson Plan


Compositions

Titles	Pages	ISBN
1. Good Morning, Teddy! – Storybook + 1 MP3 CD	36	978-89-6884-473-7
2. Line Up, Please! – Storybook + 1 MP3 CD	36	978-89-6884-474-4
3. Let's Clean Up! – Storybook + 1 MP3 CD	36	978-89-6884-475-1
4. We Like Vegetables! – Storybook + 1 MP3 CD	36	978-89-6884-476-8
5. Brush Your Teeth! – Storybook + 1 MP3 CD	36	978-89-6884-477-5
6. Put On Your Coat! – Storybook + 1 MP3 CD	36	978-89-6884-478-2
7. Exercise Every Day! – Storybook + 1 MP3 CD	36	978-89-6884-479-9
8. Playing Together Is Fun! – Storybook + 1 MP3 CD	36	978-89-6884-480-5
9. The Special Xylophone – Storybook + 1 MP3 CD	36	978-89-6884-481-2
10. Growing Flowers – Storybook + 1 MP3 CD	36	978-89-6884-482-9
Parents' Guide Book	44	978-89-6884-483-6


Contents

Titles	Main Topics	Target Vocabulary	Target Expressions
1. Good Morning, Teddy! 	때에 맞는 인사하기	morning, afternoon, evening, under, on, in	Good morning. Good afternoon. Good evening. Good night.
2. Line Up, Please! 	공중도덕 지키기	theater, push, dark, foot, sit, hear, sing, line up	Line up, please! Don't push me! Don't step on my foot! Be quiet, please!
3. Let's Clean Up! 	청소하는 습관 기르기	open, bed, toys, basket, floor, lunch, vacuum, mop	Let's open the window. Let's make the bed. Let's put the toys in the basket. Let's vacuum the floor. Let's mop the floor.
4. We Like Vegetables! 	편식하는 습관 고치기	carrot, spinach, pumpkin, broccoli, soup, cake	It's yummy. I like carrots/spinach/pumpkin/broccoli.
5. Brush Your Teeth! 	이 닦는 습관 기르기	cookie, chocolate, candy, donut, house, window, wall, door	Brush your upper/lower/right/left teeth.
6. Put On Your Coat! 	옷 갖춰 입기	earmuffs, hat, mittens, boots, coat, muffler	Put on your coat/muffler/hat/earmuffs/ mittens/boots.
7. Exercise Every Day! 	운동하는 습관 기르기	head, chest, arm, hip, feet, hand, thump, jump	Sit down and touch the ground. Thump your chest and stamp your feet. Place your hands on your hips. Wave your arms and turn around. Raise your hands over your head.
8. Playing Together Is Fun! 	친구와 함께 놀기	slide, swing, seesaw, trampoline, jungle gym, monkey bars, sandbox, playground	I want to play on the seesaw/swing/ slide/jungle gym.
9. The Special Xylophone 	친구 도와주기	drum, trumpet, piano, violin, flute, tambourine, cymbals, xylophone, triangle	I will play the drum/trumpet/piano/violin/ flute/tambourine/triangle/cymbals.
10. Growing Flowers 	꽃 기르기	seed, sprout, bud, flower, butterfly, one, two, three, four, five	Dig some holes. Plant the seeds. Cover with soils. Water and wait.

Storybook




Parents' Guide Book




Flashcards



Lesson Plan



Worksheets



Say Pen

스토리북에서 궁금한 곳을 세이펜으로 터치하면 즉각 원어민 성우의 정확한 발음으로 선명하고 맑음 음질의 오디오가 재생됩니다. 스스로 찾아 터치하고 들리는 대로 따라 말해 보도록 지도하면, 스스로 찾아서 공부하는 자기주도학습의 습관이 길러집니다.



Sample Pages from the Storybook

From
1. Good Morning, Teddy!



From
6. Put On Your Coat!



세계여행과 영어&문화 공부를 동시에! A World Tour with Super Wings!

출동! 슈퍼윙스 영어 스토리북

EBS <출동! 슈퍼윙스> 애니메이션에서 그대로 옮겨온 고품질 3D 이미지가 빚어내는 세계의 환상적인 풍경과 문화 속 알찬 스토리라인이 영어와 만나, 흥미로우면서도 교육적인 책, <출동! 슈퍼윙스 영어 스토리북>으로 탄생하였습니다. 슈퍼윙스 멤버들이 각 권마다 다른 도시를 방문하여, 다양한 문화 속 친구들을 만나 벌이는 모험! 아이들은 등장인물들이 문제를 해결하는 과정 속에서 자연스럽게 문화의 다양성을 받아들이며 한층 더 성장하게 됩니다. 또한 각국의 인사말과 대표 음식 등의 유익한 정보를 더불어 익히고, 챗트와 노래를 통해 스토리와 문화 정보를 즐겁게 체득하게 됩니다.

LEVEL LOWER-BEGINNER TO BEGINNER

CEFR

Leading to A1	A1	A2	B1	B2	C1
---------------	----	----	----	----	----

DOWNLOAD

- MP3 Files
- Translation

PRICE

각 권: 12,000원

Key Features

- » 애니메이션에 대한 친숙도가 독서나 영어에 대한 부담감 없이 학습 성취도로 연결됨
- » 재미뿐 아니라 각국의 문화와 지리적 요소 등 교육적인 정보까지 전달하므로 영양가가 풍부함
- » 외국어에 대한 관심과 흥미 배양
- » 문제 해결 스토리를 통해 인성교육이 더불어 이루어짐
- » 완성도 높은 오디오 CD를 통한 능동적인 학습 가능
- » MP3 파일 및 번역 제공으로, 부모님과 선생님의 지도가 용이함

Compositions

Titles	Pages	ISBN
중국 베이징 여행_Shadow Play – Storybook + 1 Audio CD	48	978-89-6884-618-2
이탈리아 베니스 여행_Great Gondolas – Storybook + 1 Audio CD	48	978-89-6884-619-9
미국 할리우드 여행_Lights, Camera, Action! – Storybook + 1 Audio CD	48	978-89-6884-620-5
모로코 사하라 여행_Sahara Sled – Storybook + 1 Audio CD	48	978-89-6884-621-2
미국 하와이 여행_Aloha Adventure – Storybook + 1 Audio CD	48	978-89-6884-650-2
몽골 여행_Mongolian Stars – Storybook + 1 Audio CD	48	978-89-6884-651-9
브라질 여행_Samba Spectacular – Storybook + 1 Audio CD	48	978-89-6884-652-6
이집트 여행_The Pyramid Kid – Storybook + 1 Audio CD	48	978-89-6884-653-3

Contents

Titles	Target Vocabulary	Story Line
중국 베이징 여행 	package, fly, dumplings, puppet, transform, shadow, yummy, hero	베이징에 사는 소녀 Mei는 Hogi로부터 그림자극에서 사용할 인형을 배달 받지만, 아빠의 만두가게가 손님들로 가득하자 아빠가 그림자극을 보러 오지 못할까 봐 걱정이예요. 친구들의 도움을 받아 만두를 만들어 보지만 역부족이네요! 그래서 무엇이든 똑딱 만드는 Donnie가 만두가게로 출동하게 됩니다. Mei의 아빠는 그림자극에 갈 수 있게 될까요?
이탈리아 베니스 여행 	boat, gondola, amazing, mask, invitation, stuck, traffic, trouble	이탈리아 베니스에 사는 소년 Luca는 Hogi로부터 가면무도회에서 쓸 재미난 가면을 배달 받아요. 하지만 친구들에게 미처 초대장을 전하지 못했기에, Hogi와 함께 곤돌라를 타고 배달에 나서죠. 그런데 도중에 수상 교통체증으로 꼼짝도 할 수 없게 되었어요! 그래서 경찰 비행기 B.J. Bong이 교통정리를 위해 출동하게 된답니다. Luca는 무사히 초대장을 돌리고 가면무도회를 열 수 있을까요?
미국 할리우드 여행 	movie, alien, camera, shoot, action, fantastic, fighting, peace	미국 할리우드에 사는 꼬마 영화감독 Riley는 생애 첫 영화에서 사용할 외계인 가면을 주문해요. Hogi는 가면을 배달하러 갔다가 외계인 역에 캐스팅이 되고, 모기 비행기 Jerome과 함께 멋진 연기를 펼치게 됩니다. 그런데 갑자기 친구 Victoria가 영화를 찍지 않겠대네요! 과연 Riley는 첫 영화를 완성할 수 있을까요?
모로코 사하라 여행 	desert, racer, superfast, sled, storm, oasis, ice cube, believe	Hogi는 모로코 사하라 사막에 사는 소년 Ali에게 배달해요. Ali는 에타게 기다린 썰매를 받고 환호하지만, 모래언덕에서 탈 수밖에 없는 것에 실망하게 되지요. 그러자, 협동하여 만들기를 잘하는 Ari와 Donnie가 거대한 조각을 가지고 출동하여, 멋진 눈썰매장을 만들어줍니다. Ali는 모래언덕에서 타는 썰매보다 실제 눈 위에서 타는 썰매를 더 좋아하게 될까요?
미국 하와이 여행 	volcano, lava, hula, honk, canoe, dig, path, trophy	Hogi는 하와이 소녀 Keilani에게 홀라댄스 콘테스트에서 입을 치마를 배달해요. 그리고 Keilani 가족과 함께 콘테스트장으로 출발하죠. 그런데 가던 중에 화산이 폭발해 길이 막혀버리고 말아요! Donnie가 출동하여 용암이 바다로 흘러갈 수 있도록 해주지만, 이번에는 커다란 바위가 길을 막고 있네요. Keilani는 무사히 홀라댄스 콘테스트에 참가할 수 있을까요?
몽골 여행 	field, twinkle, decorate, lamb, bounce, chase, gather, walk	Hogi는 별을 좋아하는 몽골 소녀 Nambayar에게 새 집의 천장을 꾸밀 야광별을 배달해 줘요. 하지만 Nambayar가 Hogi에게 친구들을 소개하는 동안, 새끼양 Poppy 때문에 야광별이 모두 쏟아지고 말아요. 그런데 양들이 야광별을 몸에 지닌 채 떼지어 도망을 가네요! 그래서 Daalji 할아버지가 출동하여, 힘을 모아 양떼를 몰아요. 과연 Nambayar는 야광별로 새 집을 꾸밀 수 있을까요?
브라질 여행 	festival, parade, middle, vase, lesson, something, flat, perfect	Hogi는 브라질 소녀 Camila에게 머리장식을 배달해요. Camila는 Hogi에게 삼바축제 퍼레이드에 참가할 삼바춤을 보여주지만, 춤 실력이 영 부족하네요. 그래서 만능엔터테이너 Jerome이 출동해 비법을 알려줘요. 그렇지만 축제가 시작되자마자 Camila가 타고 있던 퍼레이드카의 타이어에 바람이 빠지고 말아요! Camila는 퍼레이드에서 멋지게 삼바춤을 출 수 있을까요?
이집트 여행 	statue, shovel, magnifying glass, archeologist, shelves, slap, shake, free	Hogi는 할아버지처럼 훌륭한 고고학자가 되는 것이 꿈인 이집트 소년 Akiiki에게 고고학 키트를 배달해요. 둘은 함께 피라미드 안에 들어갔다가 할아버지가 찾으시던 고대 이집트의 황금고양이상을 발굴하게 되는데, 갑자기 피라미드가 흔들리면서 문이 하나둘 닫히기 시작해요! 가 까스로 탈출을 하지만, 그만 Hogi의 다리가 끼여 버렸네요. Hogi와 Akiiki는 어떻게 이 위기를 벗어날 수 있을까요?

그린란드 / 프랑스 / 멕시코 / 태국 여행 이야기는 2015년 여름에 출시됩니다.



Storybook



Sample Pages from the Storybook





전래동화로 영어 읽기의 기초 다지기

STORY CLUB I

Story Club I은 아이들의 읽기 능력 향상을 위해 고안된 프로그램입니다. 다채롭고 흥미로운 전래동화 12편으로 구성되어 있으며, 기억하기 쉬운 반복적인 구조와 문장들로 아이들의 스토리에 대한 관심과 영어에 대한 흥미를 유지할 수 있도록 하였습니다.

LEVEL LOWER-BEGINNER

CEFR

Leading to A1	A1	A2	B1	B2	C1
---------------	----	----	----	----	----

PRICE

10,000원

Key Features

- » Language structure and vocabulary with attractive illustrations
- » Workbooks to help students consolidate the language structures and letter sounds
- » Audio CD for each story that features a dramatic narration
- » Songs and chants to reinforce the meanings of the stories

Contents

Titles	Target Vocabulary
Story Club 1-1: <i>Dancing Mice & Short Pants</i>	130~210 words
Story Club 1-2: <i>Two Brothers and the Gold & A Boy and His Wise Mother</i>	
Story Club 1-3: <i>The Tiger and the Toad & The Teacher's Game</i>	
Story Club 1-4: <i>The Dog and the Pig & A Man and the Goose</i>	
Story Club 1-5: <i>The Son and the Rat & The Monster Families</i>	
Story Club 1-6: <i>The Husband and the Wife & The Greedy Farmer</i>	

Compositions

Titles	Pages (SB/WB)	ISBN
Story Club 1-1 – Storybook + Workbook +1 Audio CD	24/8	978-89-6037-291-7
Story Club 1-2 – Storybook + Workbook +1 Audio CD	24/8	978-89-6037-292-4
Story Club 1-3 – Storybook + Workbook +1 Audio CD	24/8	978-89-6037-272-6
Story Club 1-4 – Storybook + Workbook +1 Audio CD	24/8	978-89-6037-273-3
Story Club 1-5 – Storybook + Workbook +1 Audio CD	24/8	978-89-6037-274-0
Story Club 1-6 – Storybook + Workbook +1 Audio CD	24/8	978-89-6037-275-7

Storybook

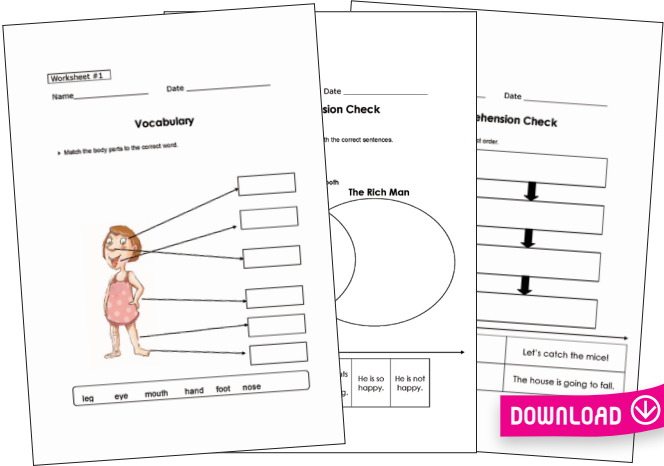


Workbook




Worksheet

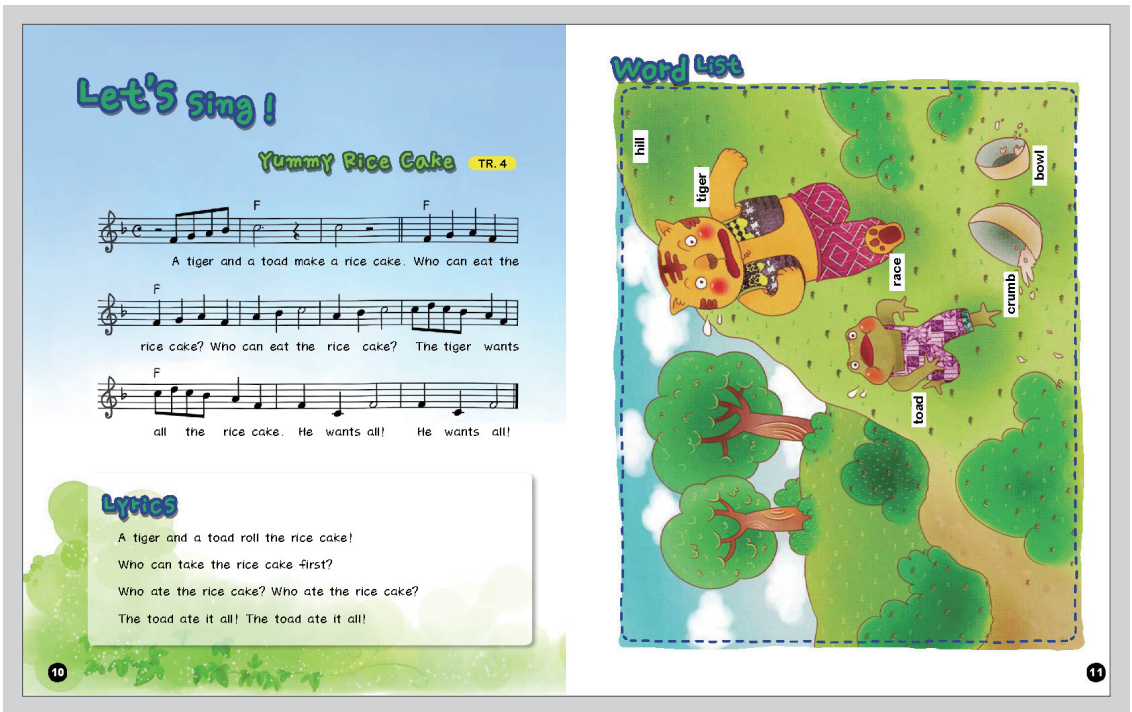
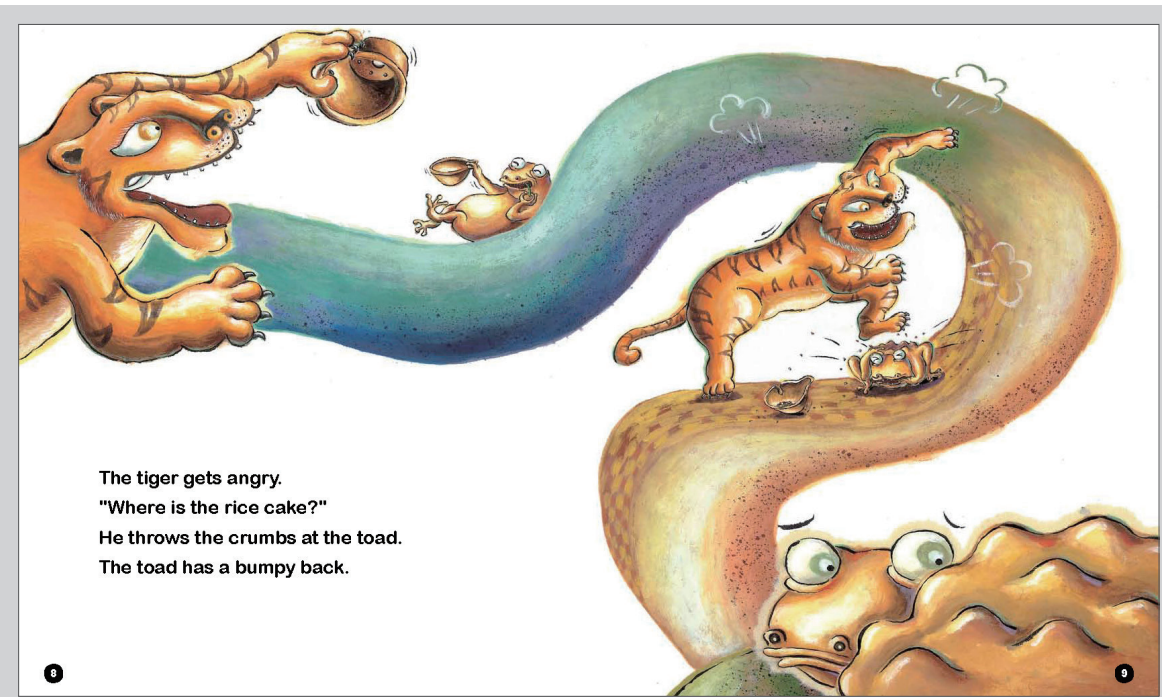
4 worksheets / per every SB



From
1-3: The Tiger and the Toad



흥미진진한 전래동화를 읽으면서 다채로운 구성의 그림과 함께 영어 읽기의 기초를 다지고 흥미를 붙일 수 있음



전래동화 속 소재를 이용한 노래와 액티비티를 통해 효과적인 독후활동을 할 수 있음



창작동화를 통해 스토리의 즐거움을 느낄 수 있게 해주는 최적의 리터러시 프로그램

STORY CLUB II

Story Club II는 아이들의 읽기 능력 향상을 위해 고안된 프로그램입니다. 우화 및 창작동화를 포함한 총 6편의 다채롭고 흥미로운 이야기들로 구성되어 있으며 기억하기 쉬운 반복적인 구조와 문장들로, 아이들의 스토리에 대한 흥미와 영어에 대한 흥미를 유지할 수 있도록 하였습니다.

LEVEL BEGINNER

CEFR

Leading to A1	A1	A2	B1	B2	C1
---------------	----	----	----	----	----

DOWNLOAD

- Unit Sample
 - Lesson Plan
 - Worksheet
- MP3 Files
 - Answer Key

PRICE

10,000원

Key Features

- » Language structure and vocabulary with attractive illustrations
- » Workbooks to help students consolidate the language structures and letter sounds
- » Audio CD for each story that features a dramatic narration
- » Songs and chants to reinforce the meanings of the stories

Contents

Titles	Target Vocabulary
Story Club 2-1: <i>The Happy Little Chef</i>	280~420 words
Story Club 2-2: <i>Goodbye, Froggies!</i>	
Story Club 2-3: <i>The Happy Mailman</i>	
Story Club 2-4: <i>The Lonely Tree and the Wind</i>	
Story Club 2-5: <i>The Little Girl's Treasure</i>	
Story Club 2-6: <i>A Wolf and the Starry Sky</i>	

Compositions

Titles	Pages (SB/WB)	ISBN
Story Club 2-1 – Storybook + Workbook +1 Audio CD	28/8	978-89-6037-277-1
Story Club 2-2 – Storybook + Workbook +1 Audio CD	28/8	978-89-6037-278-8
Story Club 2-3 – Storybook + Workbook +1 Audio CD	28/8	978-89-6037-279-5
Story Club 2-4 – Storybook + Workbook +1 Audio CD	28/8	978-89-6037-280-1
Story Club 2-5 – Storybook + Workbook +1 Audio CD	28/8	978-89-6037-281-8
Story Club 2-6 – Storybook + Workbook +1 Audio CD	28/8	978-89-6037-282-5

Storybook




Workbook



Worksheet

4 worksheets / per every SB




Sample Pages from the Storybook

From
2-1: The Happy Little Chef

TR. 1

Once there lived a little chef
in a small village.
The little chef baked sweet cakes
every morning.




2
3

6개의 흥미로운 창작동화가 변화무쌍하고 자유로운 배치의 창작삽화와 곁들여져 아이들의 상상력을 자극함으로써 독서습관 배양에 도움을 줌

One night,
a man came to the bakery.
He wanted a birthday cake,
and said,

"My daughter is not happy.
Her mom died,
and she is always sick in bed.
I want a cake that will make
her happy."



4
5

Sample Pages from the Workbook

Listening

Listen and choose the correct picture.


1. **TR. 7**

(a)



not happy


(b)



happy

2. **TR. 8**

(a)



grandfather

(b)



grandmother

Words

Fill in the blanks.

sweet bakery morning night

She baked ()
cakes every ().


One (),
a man came to the ().

Chapter 01 | The Happy Little Chef
1 2

창작동화의 이해도를 확인하면서, 동시에 네 가지 영역의 언어능력을 고루 발달시킬 수 있는 워크북 구성이 독서를 효과적으로 마무리하게 해줌

Sentences

Complete the sentences.



will make you smart.

will make you beautiful.

will make the house bright.

☒ will make the girl happy.

Example

This cake will make the girl happy.


1. This lamp _____.

2. This book _____.


3. These glasses _____.

Comprehension


Complete the sentences.



"Please make a cake for my _____."



"I will ask _____."



"I'll tell you _____."

Chapter 01 | The Happy Little Chef
3 4

체계적인 구성으로 영어책 읽기의 자신감을 길러주는 리터러시 프로그램

STORY CLUB III

Story Club III는 12편의 명작 동화로 구성되어 있습니다. 우리 아이들이 한 번쯤은 접해 보았을 친숙한 이야기들을 영어로 다시 한 번 읽고 배우면서, 영어책 읽기에 대한 자신감과 흥미를 얻을 수 있도록 체계적으로 구성하였습니다.

LEVEL HIGH-BEGINNER

CEFR

Leading to A1	A1	A2	B1	B2	C1
---------------	----	----	----	----	----

DOWNLOAD

- Unit Sample
 - Lesson Plan
 - Worksheet
- MP3 Files
 - Answer Key

PRICE

10,000원

Key Features

- » Language structure and vocabulary with attractive illustrations
- » Workbooks to help students consolidate the language structures and letter sounds
- » Audio CD for each story that features a dramatic narration
- » Songs and chants to reinforce the meanings of the stories

Contents

Titles	Target Vocabulary
Story Club 3-1: <i>The Little Match Girl & The Bremen Town Musician</i>	450~600 words
Story Club 3-2: <i>The King's New Clothes & The Best Thing in the World</i>	
Story Club 3-3: <i>Sleeping Beauty & The Frog Prince</i>	
Story Club 3-4: <i>The Magic Flute & Thumbelina</i>	
Story Club 3-5: <i>Brave Tailor & Five Green Peas</i>	
Story Club 3-6: <i>The Little Tin Soldier & The Swan Princes</i>	

Compositions

Titles	Pages (SB/WB)	ISBN
Story Club 3-1 – Storybook + Workbook +1 Audio CD	32/8	978-89-6037-284-9
Story Club 3-2 – Storybook + Workbook +1 Audio CD	32/8	978-89-6037-285-6
Story Club 3-3 – Storybook + Workbook +1 Audio CD	32/8	978-89-6037-286-3
Story Club 3-4 – Storybook + Workbook +1 Audio CD	32/8	978-89-6037-287-0
Story Club 3-5 – Storybook + Workbook +1 Audio CD	32/8	978-89-6037-288-7
Story Club 3-6 – Storybook + Workbook +1 Audio CD	32/8	978-89-6037-289-4

Storybook




Workbook



Worksheet


6 worksheets / per every SB



DOWNLOAD

Sample Pages from the Storybook

From
3-1: The Little Match Girl



익숙한 12가지의 세계 명작동화를 통해 보다 여유롭게 스스로 읽는 습관을 기르으로써, independent reader 가 되도록 해줌





Sample Pages from the Workbook



Listening

Listen and choose the correct pictures.

1. TR. 05

(a)  (b) 

2. TR. 06

(a)  (b) 

Words

Fill in the blanks.

another others

1. She lit one match to keep warm.
Then, she lit _____ match to see her grandmother.

2. I don't like this color.
Please show me _____.

Check the word with the opposite meaning.

1. buy	see	take	sell
2. cold	sweet	warm	clean
3. happy	good	sad	many

읽기뿐 아니라 다른 영역까지 훈련할 수 있게 구성된 워크 북을 통해, 리터러시 능력을 보다 확실히 향상시킬 수 있음

Sentences

Complete the sentences.

Example
Take me with you.
Be polite! Please, take me with you.

1. Wait for a minute.
Be polite! _____.

2. Buy my matches.
Be polite! _____.

3. Clean your room.
Be polite! _____.

Comprehension

Check true or False.

1. A girl sold matches on the street.
True False

2. The girl's family makes Christmas tree.
True False

3. Her grandmother comes to her to go home together.
True False

4. The girl ate the very delicious food.
True False

5. People buy so many matches.
True False

아이들의 성공적인 영어 첫걸음을 도와주는 최고의 아이템

EASYS KIDS SERIES

Easys Kids 시리즈는 4~6세의 학습자들이 영어를 쉽고 재미있게 배울 수 있도록 도와주는 최적의 유아용 영어학습 교재입니다. 'My First—'를 주제로 알파벳, 색깔, 간단한 회화와 이야기 및 파닉스를 재미있고 유익하게 배울 수 있도록 구성하였습니다. 학습자들은 책 속 귀여운 캐릭터들이 나누는 대화를 통해 여러 가지 단어를 습득하고 기본 회화 능력까지 기를 수 있습니다.

LEVEL LOWER-BEGINNER

CEFR

Leading to A1	A1	A2	B1	B2	C1
---------------	----	----	----	----	----

DOWNLOAD

- Unit Sample
- MP3 Files
- Teacher's Guide

PRICE

8,000원~10,000원

Key Features

- ›› Alphabet practice and basic phonics principles
- ›› Sentence patterns found in everyday English
- ›› Lively and vocabulary-rich stories to increase children's motivation
- ›› Dynamic songs and chants to help children practice the target language in a natural way

Contents

Titles	Main Topics or Curriculum	Word Count
EASYS Kids – My First ABC	Alphabet & Alphabet Initial Words	45 words
EASYS Kids – My First Phonics	Basic Phonics Words	45 words
EASYS Kids – My First Colors	A Story About Colorful Jelly Beans	45 words
EASYS Kids – My First Conversation	A Story About a Family	45 words
EASYS Kids – My First Story	A Story About a Birthday Party	45 words


Compositions

Titles	Pages	ISBN
EASYS Kids – My First ABC – Student Book+1 Audio CD	92	978-89-6037-477-5
EASYS Kids – My First Phonics – Student Book+1 Audio CD	116	978-89-6037-476-8
EASYS Kids – My First Colors – Student Book+1 Audio CD	84	978-89-6037-475-1
EASYS Kids – My First Conversation – Student Book+1 Audio CD	84	978-89-6037-479-9
EASYS Kids – My First Story – Student Book+1 Audio CD	60	978-89-6037-478-2


Student Book



Mom's Book



Teacher's Guide



Sample Pages from the Student Book

My First ABC

Ready to Learn E3-01

A a

Apple, apple, crunch, crunch, crunch

Ant, ant, crawl, crawl, crawl

Ready to Sing E3-02

crunch, crunch, crunch

crawl, crawl, crawl

please say hello

kick, kick, kick

Ready to Dance E3-03

Ready to Sing E3-04

raise your trunk

in my hand

swim, swim, swim

hop, hop, hop

Ready to Dance E3-05

크고 귀여운 그림과 간단하지만 반복적인 표현들을 통해, 아이들이 점차적으로 자연스럽게 영어와 친해질 수 있으며, 노래, 춤, 롤플레이 등을 통해 학습내용을 쉽고 흥미롭게 소화할 수 있음

My First Phonics

Ready to Learn E3-06

C c

cup

cat

cap

Ready to Chant E3-07

A cat has a cap.

The cat has a cup.

A cat has a cap.

The cat has a cup.

Ready to Learn E3-08

D d

duck

dog

donkey

Ready to Chant E3-09

A dog sees a duck.

The duck is on a donkey.

A dog sees a duck.

The duck is on a donkey.

My First Colors

Red E3-04

Ready to Learn

Jelly bean, jelly bean, in the candy store. Say a color if you want more! What color is it? It's red.

Blue E3-05

Ready to Learn

Jelly bean, jelly bean, in the candy store. Say a color if you want more! What color is it? It's blue.

Purple E3-06

Ready to Chant

Hello, kids! What do you have? I have a purple cap and a purple watch. I have a purple shirt and purple pants. Purple, purple, all over me.

Ready to Review

Red

Blue

My First Conversation

Ready to Learn E3-09

Look, it is seven o'clock.

It's time to get up.

OK. Just a minute, Mom.

Ready to Learn E3-10

Good morning, Ben.

Good morning, Mommy.

Good morning, Ivy.

Good morning, Mommy.

Ready to Learn E3-11

We went to the park.

We went to the restaurant.

We went to the beach.

We went to the supermarket.

Now, we are going home!

Ready to Sing E3-12

In the Bedroom

It's seven o'clock. We're in the bedroom. It's time to get up. It's time to get up. Take off our pajamas. Put on our clothes. We're ready for a busy day.

In the Dining Room

It's twelve o'clock. We're in the dining room. Time for lunch. Time to eat. Eat our food. Drink our juice. We'll be full of energy.

My First Story

A Happy Birthday Party

Hello! My name is Zulu. I am a zebra.

"Knock, knock!"

"Who is it?"

"It's me, Zig Pig."

"Come on in!"

Zig Pig brings a funny wig. Zulu Zebra likes the wig.

균형 있고 효율적인 영어학습을 위한 필수 가이드

GROWENG TALK(G.E.T)

GrowEng Talk은 4단계로 구성된 총체적 영어학습 프로그램으로, 유치원생 및 초등 저학년 학습자들에게 스피킹, 리스닝, 리딩과 라이팅을 체계적으로 가르칠 수 있는 교재입니다. 각 권 모두 4개의 유닛으로 구성되어 있으며, E-book과 다채로운 활동들이 담긴 하이브리드 CD는 학습자들의 즐거운 학습을 도와줍니다.

LEVEL LOWER-BEGINNER

CEFR

Leading to A1	A1	A2	B1	B2	C1
---------------	----	----	----	----	----

DOWNLOAD

- MP3 Files
- Teacher's Guide

PRICE

25,000원


Key Features

- » The patterned expressions taught by characters from each story
- » Stories through which children can learn English with more excitement
- » Hybrid CDs with the entire contents of all of the books

Contents

Titles	Compositions	Main Topics or Curriculum
GrowEng Talk_READY!	Student Book Talking Book Flashcards* Reading Book	<ul style="list-style-type: none">_ Learning English as their first second language_ Being exposed to English every day_ Including 3 storybooks (Classic Stories for Kids)
GrowEng Talk_UP!	Student Book Talking Book Phonics Book* Reading Book	<ul style="list-style-type: none">_ Learning basic rhyme songs and conversations using 2 or 3 words_ Getting exposed to English by listening
GrowEng Talk_WALK!		<ul style="list-style-type: none">_ Learning simple finger play and literacy_ Getting ready to read and write
GrowEng Talk_RUN!		<ul style="list-style-type: none">_ Being familiar with 4 skills_ Improving English speaking skills

Student Book



Talking Book



Reading Book




Phonics Book




Classic Stories for Kids



Flashcards



Teacher's Book

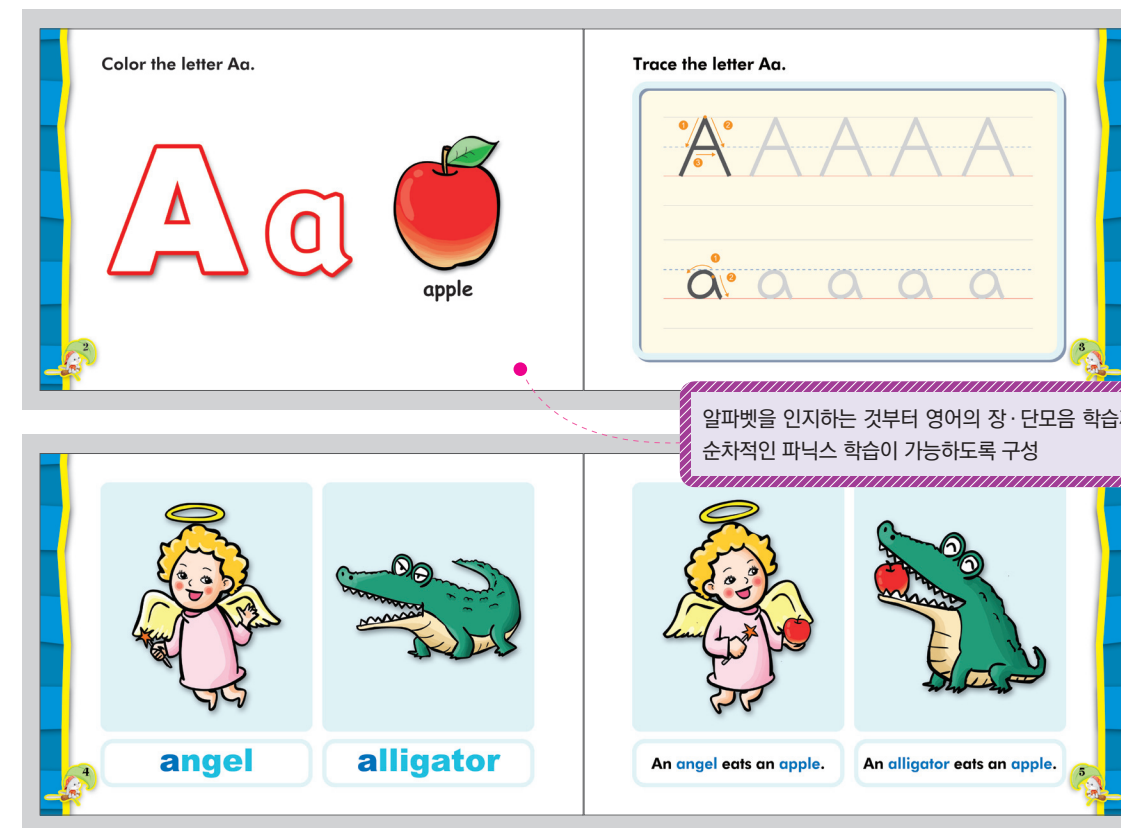


Sample Pages from the Student Book



From GrowEng Talk Up 1

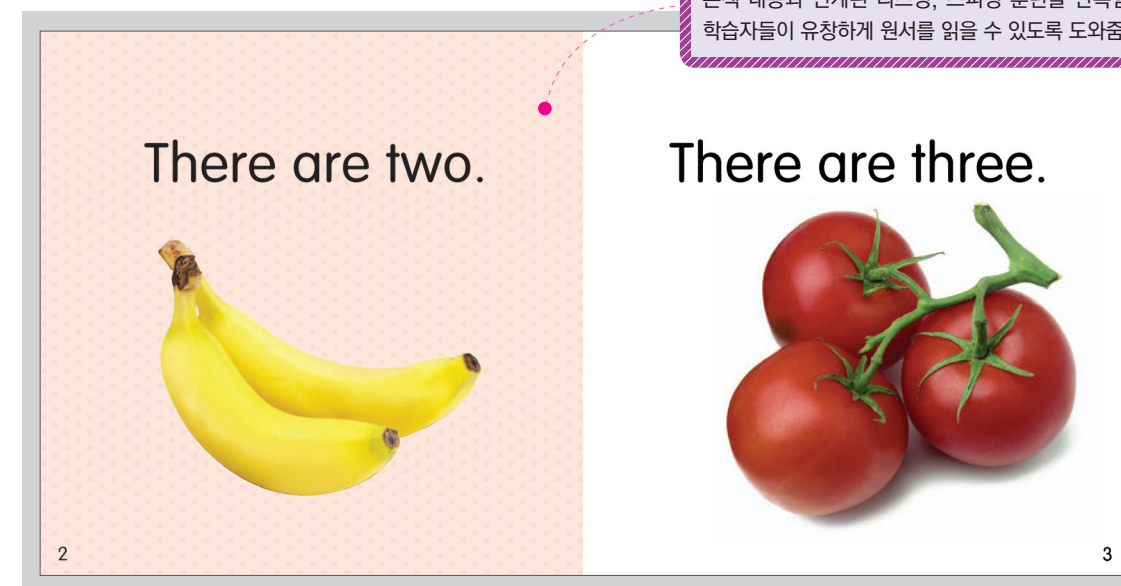
Sample Pages from the Phonics Book



Sample Pages from the Talking Book



Sample Pages from the Reading Book



단계별로 체계적인 커리큘럼을 제공하는 초등용 코스북

EASYS JUNIOR SERIES

Easys Junior 시리즈는 영국 캠브리지 YLE 주니어 영어능력 인증시험에 대비하는 최적의 ESL 훈련서이자, 초등학생을 위한 균형 잡힌 코스북 시리즈로, START, MOVE, RUN, JUMP, FLY, FLY HIGH의 총 6단계로 이루어져 있습니다. 매일 규칙적이고 체계적으로 학습할 수 있도록 철저하게 준비된 커리큘럼은 학습자들이 학습에 필요한 academic English뿐만 아니라, 일상에서 쓰이는 natural spoken English도 자연스럽게 익힐 수 있도록 도와줍니다.

LEVEL

HIGH-BEGINNER TO HIGH-INTERMEDIATE

CEFR

Leading to A1	A1	A2	B1	B2	C1
---------------	----	----	----	----	----

DOWNLOAD

- Unit Sample
 - Teacher's Guide
 - Test
 - Lectures
- MP3 Files
 - Flashcards
 - Online Practice
 - Answer Key

PRICE

- SB: 14,000원
- WB: 10,000원

Key Features

- » Corresponding pictures, memorable songs, and chants
- » Phonics recognition and associated phonics words
- » Children-centered activities and communicative games
- » Daily and functional dialogs and orderly grammar structures

Council of Europe Standards: What Your Language Level Means

CEFR	YLE or BULATS	IELTS	Listening Skills	Reading Skills	Speaking Skills	Writing Skills
A1 Breakthrough	Young Learners (YLE) Starters	1.0	You can understand familiar words and phrases about yourself, your family, and concrete situations you know well.	You can understand familiar words and sentences, for example, on notices and posters.	You can interact in a simple way if the other people speak slowly and repeat themselves. You can ask and answer simple questions and can use simple sentences to describe people you know, etc.	You can write a short postcard. You can fill in a form with personal details.
	Young Learners (YLE) Movers	2.0				
A2 Waystage	BULATS 20	3.0	You can understand sentences about familiar topics if they contain high frequency vocabulary. You can catch the main point in simple announcements.	You can read short, simple texts. You can find specific information you need in everyday materials such as advertisements, menus, etc.	You can communicate in simple and routine tasks. You can manage simple social exchanges. You can describe your educational background and your present or most recent job.	You can write simple notes and messages. You can write a simple personal letter.
	Young Learners (YLE) Flyers					
B1 Threshold	BULATS 40	4.0	You can understand the main points when listening to a native speaker if the topic is familiar. This includes listening to radio or television.	You can understand texts, which contain high-frequency or job-related vocabulary. You can understand descriptions of feelings or wishes.	You can manage in most travel situations. You can join in discussions without preparation if the topic is familiar. You can give reasons and explanations and can narrate an event.	You can write a short connected text on a familiar topic. You can write personal letters describing experiences and impressions.
		4.5				
		5.0				
B2 Vantage	BULATS 60	5.5	You can understand lectures if the topic is familiar. You can understand the news on television reasonably well.	You can read the reports or articles which express opinions or attitudes.	You can interact quite fluently and spontaneously and take an active part in discussions on familiar topics. You can give detailed descriptions and explain opinions quite precisely.	You can write clear, detailed texts on familiar topics. You can write an essay or a report and give reasons in support of an argument.
		6.0				
		6.5				

Compositions


Titles	Units	Pages	ISBN
Ready to START – Student Book + 2 Audio CDs	20	136	978-89-6037-481-2
Ready to START – Workbook + 1 Audio CD	20	128	978-89-6037-482-9
Ready to START – Classroom Teacher's Guide (Book)	20	72	978-89-6037-270-2
Ready to MOVE – Student Book + 2 Audio CDs	20	136	978-89-6037-484-3
Ready to MOVE – Workbook + 1 Audio CD	20	128	978-89-6037-485-0
Ready to MOVE – Classroom Teacher's Guide (Book)	20	112	978-89-6037-380-8
Ready to RUN – Student Book + 2 Audio CDs	20	136	978-89-6037-487-4
Ready to RUN – Workbook + 1 Audio CD	20	128	978-89-6037-488-1
Ready to RUN – Classroom Teacher's Guide (Book)	20	96	978-89-6037-688-5
Ready to JUMP – Student Book + 2 Audio CDs	20	136	978-89-6037-490-4
Ready to JUMP – Workbook + 1 Audio CD	20	128	978-89-6037-491-1
Ready to JUMP – Classroom Teacher's Guide (Book)	20	100	978-89-6037-830-8
Ready to FLY – Student Book + 1 MP3 CD	20	136	978-89-6884-042-5
Ready to FLY – Workbook + 1 MP3 CD	20	128	978-89-6884-043-2
Ready to FLY – Classroom Teacher's Guide (Book)	20	84	978-89-6884-298-6
Ready to FLY HIGH – Student Book + 1 MP3 CD	20	136	978-89-6884-044-9
Ready to FLY HIGH – Workbook + 1 MP3 CD	20	128	978-89-6884-045-6
Ready to FLY HIGH – Classroom Teacher's Guide (Book)	20	100	978-89-6884-299-3



Student Book




Flashcards (START / MOVE / RUN / JUMP)



Workbook




Test Set 10 Review Tests / per every SB



DOWNLOAD

Teacher's Book



DOWNLOAD

Sample Pages from the Student Book

7 Trick or Treat

PART I. LEARN FOR FUN 1-53



- Trick or treat?
Wow! There are a lot of candies in your bag.

How many candies do you have?
I have twenty-two candies in my bag.

How many candies does she have in her bag?
Let me count! One, two...thirty.
Wow! She has thirty candies in her bag.
- Are there any candies in their bag?

Let me see! Oh, no! There aren't any candies in their bag.

Showtime. 1-54

How many candies do you have?
I have twenty-two candies in my bag.

메인 다이얼로그와 핵심 단어 듣고 익히기

Listen, point and say. 1-55

- | | |
|--------------------|--------------------|
| 21
twenty-one | 22
twenty-two |
| 23
twenty-three | 24
twenty-four |
| 25
twenty-five | 26
twenty-six |
| 27
twenty-seven | 28
twenty-eight |
| 29
twenty-nine | 30
thirty |

학습자들의 일상생활과 연관된 토픽 위주의 대화

From Ready to MOVE

파닉스 액티비티를 통해 발음 연습 강화

PART IV. PHONICS TIME 1-60

- | | | |
|--------|--------|--------|
| 1 cape | 2 cut | 3 cent |
| cotton | circus | cycle |

Listen and chant.

A circus is in the center of the city.
Cathy carries a cape and goes to see the circus.

Listen and read.

- | Hard c | | | Soft c | | |
|------------|------------|------------|------------|------------|------------|
| 1 before a | 2 before o | 3 before u | 4 before i | 5 before e | 6 before y |
| cape | cot | cuff | circle | cellar | cycling |
| cat | cow | cupboard | city | cereal | symbol |

Listen and circle the pictures which belong to the "soft c" sound.


1. 2. 3. 4. 5.

PART V. STORY TIME 1-61

Welcome To Wonderland



Hello, boys and girls! Welcome to Wonderland! There are many candies and presents for you today. Come and play "The Ball Game". You can get candies and presents with your points. Now, it's time to throw the balls.




If you have between twenty-one and twenty-nine points, you can get some candies. If you have thirty points well done, and you can get a present. But if you have between one and twenty points, please try again! Now, let's go and play!

리터러시 능력을 키워주는 재미있는 스토리

Sample Pages from the Workbook

7 Trick or Treat

Listen and write the number (1-10). 42



Look and write.

- | | | | | | |
|-------|-------|-------|--------|--------|-----|
| one | two | three | four | five | six |
| seven | eight | nine | twenty | thirty | |
1. 24 twenty-four 6. 23
2. 27 7. 26
3. 21 8. 29
4. 30 9. 25
5. 22 10. 28

Write the correct sentence.

1. How many candies do you have?
I have thirty in bag candies. my
2. How many candies does she have?
twenty-five her has bag. candies She in
3. How many candies does he have?
his in twenty-seven He bag. candies has

Look, trace and answer.

1. How many candies does he have?
He has _____
2. How many candies does she have?
She has _____
3. _____
4. _____

Sample Pages from the Student Book

UNIT 04

Learning for Fun

Think and Say

What's your favourite season? Why?

What fun activities are there for autumn?

Why Do Leaves Fall?

It's lovely to see the leaves change colours in the autumn. It's always sad, however, when winter comes and the leaves fall off. Have you ever wondered why this happens? Leaves make sugar to help the trees grow. For this, the leaves need water, sunlight, and a gas called carbon dioxide. They also make a special plant chemical that keeps the leaves green.

All summer, the trees move the sugar from the leaves to their branches. When autumn arrives, however, there isn't enough sunlight or water for leaves to make the plant chemical or new sugar.

Without the chemical, the green disappears from the leaves, and you see only red, orange, yellow, and brown. The trees use the stored sugar to survive the cold winter, so they are careful not to waste any. If they used the sugar to keep the leaves alive, the whole tree would die. They must let the leaves fall. The trees keep only the leaf buds, so they can grow new leaves in the spring.

New Words

- wonder: to desire to know something
- in order to
- carbon dioxide: a gas that is produced when people or animals breathe out
- keep: to maintain a certain state or position
- enough: sufficient for the purpose
- disappear: to cease to exist
- stored: to be kept for future use
- waste: to spend thoughtlessly
- alive: not dead
- bud: a small pointed thing on a plant that develops into a leaf or flower

Listening Quiz

Q1. T F

Q2. T F

토픽과 관련된 자신의 경험과 생각을 이야기하며 배경지식 자극

다채롭고 흥미로운 논픽션 지문

영영사전 방식으로 새로운 단어 익히기

From Ready to FLY

Grammar for Fun

Catch the grammar points.

to-infinitive as an adverb (= in order to)

- I am making a plan to get a good grade on the midterm exam.
- Sarah will save her pocket money to watch Kung Fu Panda 2.
- My parents worked very hard to live comfortably in the days to come.

Writing for Fun

Read, choose, and write.

Article

24 June 2014

By Linda Johnson

Fallen leaves are a symbol of autumn. We can't imagine autumn without them. But why do we see them only in autumn? Why aren't we able to see them in spring or summer? Leaves are made of a special chemical with water, sunlight, and carbon dioxide. They also make a special plant chemical that keeps the leaves green. In addition, they move the sugar from the leaves to their branches. When autumn arrives, however, there isn't enough sunlight or water for leaves to make the plant chemical or new sugar. The trees use the stored sugar to survive the cold winter, so they are careful not to waste any. If they used the sugar to keep the leaves alive, the whole tree would die. They must let the leaves fall. The trees keep only the leaf buds, so they can grow new leaves in the spring.

Leaves Fall in Autumn. Why?

① store sugar | stored sugar | storing sugar

② to keep | keep | kept

③ did die | won't die | would die

④ fall | fallen | to fall

Describing for Fun

Talk about the two pictures and check.

1 Describe the picture by using the word box below.

It seems like _____ in the _____.

There is a _____ the fallen leaves.

Two street cleaners are _____ to keep the park clean.

Both are wearing green uniforms and yellow _____.

wooden bench | sweep | maple tree | autumn | vest

2 Tell the differences between the two pictures.

Both men in picture 1 are wearing yellow vests whereas the man in picture 2 is wearing an _____ vest.

Unlike in picture 1, one of the men on the right is wearing a _____ in picture 2.

In picture 2, a girl is _____ on the wooden bench.

read a book | cap | orange | on the left

3 Check True or False.

In picture 1, two men are wearing green uniforms. T F

In picture 2, the man on the left is wearing sunglasses. T F

In both pictures, the girl is reading a book on a bench. T F

핵심 문법 사항을 간단명료하게 예문과 함께 제시

두 그림 간에 차이점 묘사하기

본문의 내용을 다양한 형식의 글로 바꿔 써보는 라이팅 연습 코너

Sample Pages from the Workbook

Reading for Fun

Read, answer, and organise.

Reading Comprehension

1 What is the article mainly about?

☐ Why leaves make sugar

☐ Why leaves fall when winter comes

☐ What leaves do

2 Which sentence gives details about the article?

☐ Leaves use sugar to make carbon dioxide.

☐ Leaves need sunlight to make sugar.

☐ Trees need leaves to get through the winter.

3 Why are trees careful not to waste sugar?

Idea Map

Why Do Leaves Fall?

- In autumn, leaves can't get enough _____ or water to make a plant chemical and new sugar.

- The trees won't use the stored sugar to the leaves green.

- Therefore, the trees should let the leaves to survive the cold winter.

Speaking for Fun

Choose and talk with your partner.

Ah, it's autumn. There are a lot of fallen leaves on the ground. They make me feel sad.

(B) However, if the leaves weren't dropped, the trees would die.

What do you mean?

() _____

Poor leaves. So we can't see their new leaves in the spring?

() _____

Is the sugar you mentioned the same as the sugar we are eating now?

() _____

학습한 내용을 대화문으로 정리하여 스피킹 연습까지 확장

스토리의 주제와 흐름을 정리해 볼 수 있는 조직화 활동

UNIT 04

Why Do Leaves Fall?

Listening Comprehension

Listen and draw lines.

Erin Ben Owen

Terry Harry Natalie

Vocabulary Check

Choose the correct words and write them on the lines.

1 sufficient for the purpose _____

2 to spend thoughtlessly _____

3 not dead _____

4 to desire to know something _____

5 to cease to exist _____

6 to be kept for future use _____

7 a gas that is produced when people or animals breathe out _____

8 to maintain a certain state or position _____

9 in order to _____

10 a small pointed thing on a plant that develops into a leaf or flower _____

waste

for

stored

enough

disappear

bud

alive

wonder

carbon dioxide

keep

실제 YLE 시험과 유사한 형태의 액티비티를 통해 실전 감각을 익힐 수 있도록 도와주는 워크북

142

143

초등 교과과정을 기반으로 한 학년별 영어 완성 5주 프로젝트

5주의 마법사

5주의 마법사는 초등학교 교과과정을 바탕으로 영어의 스피킹, 리스닝, 리딩, 문법, 라이팅의 5개 영역을 두루 공부할 수 있는 초등 선행학습 영어교재 시리즈입니다. 모든 영역은 토픽에 따라 서로 유기적으로 연결되어 있어, 어느 한 쪽에 치우치지 않고 균형 잡힌 영어 실력을 형성할 수 있도록 해줍니다. 또한 각 학년의 단계에 맞는 다양한 토픽과 문제들로 학습자들의 영어에 대한 흥미와 자신감을 키워주어 영어수업을 즐겁게 만들어줍니다.

LEVEL
BEGINNER TO INTERMEDIATE

DOWNLOAD
• MP3 Files

PRICE
9,800원~10,800원

Key Features

- » A 25-unit, integrated-skills English course that provides 5 weeks of instruction- one unit for one day
- » The course is based on actual elementary school textbooks, so it gives elementary students an academic advantage in their next semester at school
- » Includes a full range of reading topics drawn from various elementary text books
- » Provides practice in all the skills – speaking, listening, reading, grammar, and writing
- » Includes numerous pictures and illustrations that boost students’ understanding
- » 하루에 한 유닛씩, 총 5주에 걸쳐 학습할 수 있는 25개 유닛으로 구성
- » 초등학교 교과서의 난이도에 맞는 커리큘럼으로 선행학습 가능
- » 초등학교 사회, 과학 과목에 등장하는 토픽을 리딩에 접목
- » 스피킹, 리스닝, 리딩, 그램머, 라이팅의 5개 영역을 두루 학습
- » 학습자의 흥미와 이해도를 높이는 다양한 그림과 사진 제공

Student Book



Compositions

Titles		Units	Pages	ISBN
5주의 마법사 STARTER (초등 기초 영어완성) - Student Book + Answer Key + 1 MP3 CD		25	140	978-89-6210-136-2
5주의 마법사 1 (3학년 영어완성) - Student Book + Answer Key + 1 MP3 CD		25	144	978-89-6210-131-7
5주의 마법사 2 (4학년 영어완성) - Student Book + Answer Key + 1 MP3 CD		25	144	978-89-6210-132-4
5주의 마법사 3 (5학년 영어완성) - Student Book + Answer Key + 1 MP3 CD		25	148	978-89-6210-133-1
5주의 마법사 4 (6학년 영어완성) - Student Book + Answer Key + 1 MP3 CD		25	152	978-89-6210-134-8
5주의 마법사 5 (종1 영어완성) - Student Book + Answer Key + 1 MP3 CD		25	196	978-89-6210-135-5

Sample Pages from the Student Book

1 Hello, I'm Becky.

Today's Speaking

1 Look at the picture. Listen and repeat.

2 Speak. Use the words below to make more conversations.

3 Listen and check.

4 Dictation. Listen and write.

5 Fill in the blanks.

6 Complete the sentences.

7 Write in Korean or English.

8 Read.

9 Fill in the blanks.

10 Complete the sentences.

From 5주 of 마법사 1

메인 대화문과 기본 어휘 학습

학습한 내용을 바탕으로 리스닝 문제 풀이

기본 패턴과 추가 어휘들을 활용하여 다양한 대화문 만들어 보기

Weekly Review 1 1st Week: Unit 1 ~ Unit 5

Read.

Write in Korean or English.

Fill in the blanks.

Complete the sentences.

5개 유닛마다 배운 어휘 및 구문을 총 복습하며 학생들의 이해도와 진도 체크

Sample Pages from the Answer Key

Who Am I?

Today's Reading

Today's Grammar

Today's Writing

Today's Speaking

Today's Listening

픽션과 논픽션이 두루 다뤄진 흥미로운 리딩

문법을 배우고 난 뒤 배운 요소들을 나만의 라이팅 속에 적용해 보기

읽은 내용에 대한 학습자들의 이해도를 높이는 연습문제 제공

Unit 1. I'm ten years old.

Unit 2. I'm ten years old.

Unit 3. I'm ten years old.

Unit 4. This is my mother.

Unit 5. I'm ten years old.

모든 문제에 대한 정답과 스크립트 및 자세한 리딩 해석 제공

TOSEL 고득점을 책임지는 국제토셀위원회 공식 추천 교재

TOSEL KING SERIES

TOSEL KING은 TOSEL(Test Of the Skills in the English Language) 고득점을 목표로 하는 수험자들을 위한 전문 학습서 시리즈입니다. 최신 기출 문제 유형을 체계적으로 분석, 세분화하고, 각 파트별로 이 세분화된 문제 유형을 학습하도록 진행함으로써 문제 풀이의 내공을 길러줍니다. 테스트 문항 전문 개발자들이 출제 경향에 대한 심도 있는 연구를 통해 집필하여 실제 출제 문항과 가장 비슷한 문항들로만 구성되어 있어, TOSEL 시험의 출제 경향을 미리 짚어볼 수 있는 실질적인 대비서입니다.

LEVEL

BEGINNER TO INTERMEDIATE

DOWNLOAD

• MP3 Files

PRICE

14,000원~18,000원

Key Features

- » Exclusive score-raising tips and strategies for each section
- » Offers the similar level, format, and topic as the recent TOSEL test
- » Actual test set with test-style answer sheets to prepare for TOSEL test conditions
- » Detailed answer explanations with scripts of audio program
- » Students can easily absorb all the structure patterns for the TOSEL by doing the texts' repeated pattern practices
- » Builds listening skills in an enjoyable way by providing dictations of each unit with lively audio
- » 각 섹션별 고득점 팁 및 전략 제시
- » 실제 시험과 유사한 난이도, 최신 유형과 토픽을 모두 반영
- » 최신 기출문제들을 체계적으로 분석하여 향후 출제 경향 파악
- » 반복되는 패턴 훈련을 통해 시험 유형 정복
- » 실전모의고사 제공. OMR 카드를 이용한 실전 연습
- » 유닛 안의 지문들을 생생한 오디오로 들으며 딕테이션 훈련을 함으로써 리스닝 스킬 향상 가능

Compositions

Titles	Units	Pages	ISBN
TOSEL KING STARTER 기본편 - Student Book + 2 Audio CDs + 유형별 학습, 실전모의시험 1회 수록	6	152	978-89-6037-336-5
TOSEL KING STARTER 실전편 - Student Book + 2 Audio CDs + 실전모의시험 6회 수록	6	156	978-89-6037-338-9
TOSEL KING STARTER FINAL - Student Book + 2 Audio CDs + 유형 총정리, 파트별 집중 연습문제, 기출시험, 실전모의시험 1회 수록	6	216	978-89-6210-170-6
TOSEL KING BASIC 기본편 - Student Book + 2 Audio CDs + 유형별 학습, 실전모의시험 1회 수록	8	168	978-89-6037-339-6
TOSEL KING BASIC 심화편 - Student Book + 2 Audio CDs + 토픽별 학습, 실전모의시험 1회 수록	8	168	978-89-6037-340-2
TOSEL KING BASIC 실전편 - Student Book + 2 Audio CDs + 실전모의시험 5회 수록	5	188	978-89-6037-341-9
TOSEL KING BASIC FINAL - Student Book + 3 Audio CDs + 유형 총정리, 파트별 집중 연습문제, 기출시험, 실전모의시험 1회 수록	8	244	978-89-6210-160-7
TOSEL KING JUNIOR 기본편 - Student Book + 2 Audio CDs + 유형별 학습, 실전모의시험 2회 수록	7	196	978-89-6037-342-6
TOSEL KING JUNIOR 심화편 - Student Book + 3 Audio CDs + 토픽별 학습, 실전모의시험 2회 수록	10	200	978-89-6037-343-3

Student Book



Titles	Units	Pages	ISBN
TOSEL KING JUNIOR 실전편 - Student Book + 3 Audio CDs + 실전모의시험 5회 수록	5	196	978-89-6037-344-0
TOSEL KING JUNIOR FINAL - Student Book + 3 Audio CDs + 유형 총정리, 파트별 집중 연습문제, 기출시험, 실전모의시험 1회 수록	7	256	978-89-6210-161-4
TOSEL KING HIGH JUNIOR 기본편 - Student Book + 2 Audio CDs + 유형별 학습, 실전모의시험 1회 수록	8	208	978-89-6210-183-6
TOSEL KING HIGH JUNIOR 실전편 - Student Book + 3 Audio CDs + 실전모의시험 5회 수록	5	216	978-89-6210-185-0
TOSEL KING INTERMEDIATE 기본편 - Student Book + 2 Audio CDs + 유형별 학습, 실전모의시험 1회 수록	9	236	978-89-6037-345-7
TOSEL KING INTERMEDIATE 심화편 - Student Book + 2 Audio CDs + 토픽별 학습, 실전모의시험 1회 수록	10	292	978-89-6037-364-4
TOSEL KING INTERMEDIATE 실전편 - Student Book + 3 Audio CDs + 실전모의시험 4회 수록	4	224	978-89-6037-347-1
TOSEL KING INTERMEDIATE FINAL - Student Book + 4 Audio CDs + 유형 총정리, 파트별 집중 연습문제, 기출시험, 실전모의시험 1회 수록	9	344	978-89-6210-168-3

Sample Pages from the Student Book

기본편: 파트별 수험전략 및 유형별 기출문제 연습

From Tosel King Basic 기본편

Unit 01

1. 명사

(1. 명사)는 문장의 명사에 집중해서 들으면 청담을 쉽게 고를 수 있는 문제 유형입니다. 평소 동물, 음식, 사물, 용품, 의류 관련 어휘를 많이 익혀두면 도움이 됩니다. 문장은 일상 생활에서 흔히 사용하는 간단하고 기본적인 문장을 영어로 들려줍니다.

수험 전략

1 영어 문장을 듣기 전에 그림 선택지의 공통 부분과 다른 부분을 파악한다. (음식, 사물, 동물, 옷 등)


2 문장을 들으면서 가장 알맞은 그림 선택지를 선택하고, 두 번째 듣기를 하면서 답이 정확한지 확인한다.

기출 문제

Part A. Listen and Recognize



(A)



(B)



(C)



(D)

Script

• The mouse likes cheese. (마우스는 치즈를 좋아합니다.)

대답

선박에서 마우스는 동물입니다. 따라서, 마우스는 치즈를 좋아합니다. 문장의 마지막 단어인 cheese가 들어맞는 그림을 찾을 수 있습니다.

정답 (B)

Unit 1

13

Let's Practice!

Listen and choose the most suitable picture. CD1_02

1



(A)



(B)



(C)



(D)

2



(A)



(B)



(C)



(D)

3



(A)



(B)



(C)



(D)

파트별 집중 연습문제 제시

From Tosel King Junior Final

TOSEL Junior Section II
Part B. Situational Writing

3 Charts, Other Material

Charts, Other Materials는 다양한 종류의 그래프(원, 막대, 선, 링 그래프)뿐만 아니라 지도, 거도, 시간표 등 다양한 도표 자료를 보고 문장의 빈칸에 알맞은 말을 넣는 유형의 문제입니다. 평소 다양한 도표를 접하면서 거도나 거도에 관한 것들이 귀에 익어있는 연습을 해야 합니다.

기출 문제

문제 1

도표에는 어떤 것이 표시되어 있는지를 이해하고, 그래프를 해석하고, 거도를 그려야 합니다.

문제 2

도표에서 어떤 것이 있는지를 이해하고, 그래프를 해석하고, 거도를 그려야 합니다.

문제 3

도표에서 어떤 것이 있는지를 이해하고, 그래프를 해석하고, 거도를 그려야 합니다.

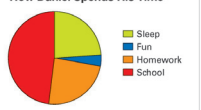
1 Charts, Graphs

다양한 도표 보고, 문장의 빈칸에 알맞은 말을 고릅니다.

Choose the one which best completes each sentence.

1.

How Daniel Spends His Time



From the graph we know that Daniel spends

(A) more time sleeping than doing homework

(B) more time doing homework than at school

(C) more time doing homework than having fun


(D) more time having fun than sleeping

2 Other Material (Sketch Map, Timetable)

주어진 지도 및 시간표를 보고, 문장의 빈칸에 알맞은 표현을 고릅니다.

Choose the one which best completes each sentence.

1.



The Blue Room is located

(A) in the east room

(B) across from the pantry, near the state dining room

(C) between the green room and the stairs

(D) next to the corridor

심화편: 토픽별 수험전략 및 시험 빈출 단어와 숙어 학습

From Tosel King Basic 심화편

UNIT 01

People

시험에 관련된 표현이나 대화문은 TOSEL Basic 시험에 빈번히 출제되는 주제입니다. Section 1에서는 외모, 교사, 취미, 직업, 감정 등에 관련된 질문에 답하는 문제가 나올 수 있습니다. Section 2에서는 스포츠, 개인 생활, 교사, 생활 등에 관련된 질문이나 그림, 표를 보고 푸는 문제가 나올 수 있습니다.

수험 전략

1 직업, 신체, 감정, 취미, 의류 등에 관련된 어휘를 미리 익혀두다.

2 사람을 묘사하거나 소개하는 표현을 알아두고, 개인 신상(나이, 주소, 전화번호, 생일 등)에 관해 묻고 답하는 대화문을 많이 듣고 연습한다.

Vocabulary

직업

job 직업

lawyer 변호사

cook 요리사

entertainer 연예인

pilot 비행기 조종사

firefighter 소방관

doctor 의사

teacher 교사

actor 배우

actress 여배우

police officer 경찰관

신체

head 머리

eye 눈

nose 코

mouth 입

hair 머리

shoulder 어깨

arm 팔

leg 다리

hand 손

foot 발

waist 허리

생일

birthday 생일

invite 초대하다

invitation 초대

age 나이

party 파티

gift 선물

celebrate 축하하다

취미

hobby 취미

dance 춤

collect 수집하다

cook 요리하다

listen to music 음악 감상하다

read a book 책 읽기

play soccer 축구하다

play baseball 야구하다

watch a movie 영화 보기

play the violin 바이올린 연주하다

play the piano 피아노 연주하다

외모

tall 키가 큰

short 키가 작은

fat 뚱뚱한

thin 마른

old 늙은

young 젊은

curly 곱슬머리

straight 곧은 머리

의류

shirt 셔츠

skirt 치마

pants 바지

감정

happy 행복한

sad 슬픈

angry 화난

upset 화난

bored 지루한

excited 흥분한

shy 수줍은

〈Vocabulary〉와 〈Dictation〉을 통해 학습한 어휘와 문장 복습

From Tosel King High-Junior 기본편

Vocabulary

absent 결석

agree 동의하다

aimed 목표

allowance 용돈

amazing 놀라움

aquarium 수족관

author 저자

available 이용할 수 있는

bakery 빵집

basic 기본적인

battery 배터리

bend 구부러지다

bill 지폐

boring 지루한

borrow 빌리다

browse 훑어보다

bulletin board 게시판

business card 명함

cafe 카페

campsite 캠핑장

captain 주장

cash 현금

cell phone 휴대폰

cereal 시리얼

chef 요리사

check-out line 계산대

collection 수집

company 회사

complete 끝나다

complex 복잡한

convenience store 편의점

cost 비용

credit card 신용카드

current 현재

dangerous 위험한

deadline 마감 기한

deliver 배달하다

depressed 우울한

detail 세부사항

dictionary 사전

disgusting 구역질

dodge-ball 투구

download 다운로드

dry cleaner's 세탁소

election 선거

elevator 엘리베이터

empty 빈

equipment 장비

experienced 경험 있는

explain 설명하다

extension 연장

eyesight 시력

feed 먹여주다

fitting room 맞춤실

flash 플래시

flu 감기

forget 잊다

grade 성적

gym 체육관

hardware 철물

healthy 건강한

history 역사

holiday 휴일

hurry 서둘러

impressed 감동 받은

install 설치하다

iron 다리다리

jewelry 보석

laundry 세탁, 세제

land 땅

license 면허

luggage 짐

medicine 약

meeting 회의

memory 기억

metal 금속

modern 현대적

musical instrument 악기

neighborhood 동네

nutritious 영양이 있는

onion 양파

orchestra 오케스트라

order 주문하다

package 소포

parking lot 주차장

participate 참가하다

party 파티

patient 환자

pattern 패턴

perfect 완벽한

photography 사진 촬영

polish 연마

postcard 우편

practice 연습하다

presentation 프레젠테이션

price 가격

prize 상

private 사적인

protection 보호

purchase 구입, 구매하다

receive 받다

recover 회복하다

regular 정기적, 일정한

remember 기억하다

repair 수리하다

replace 교체하다

report 보고서, 리포트

result 결과

reward 보상, 상

school zone 학교 주변

sea mail 해운 우편

seasoning 조미료

serve 제공하다, 대접하다

shade 그늘

shortly 곧

shy 수줍은

sign 표지판

sink 싱크대

situation 상황

skydiving 스카이다이빙

sleeve 소매

slippery 미끄러운

soap 비누

solid out 단단한

stadium 경기장

stain 얼룩

substitute 대체하다

suggest 제안하다

suit 옷, 양복

superintendent 관리자

supervise 감독하다

survey 설문 조사

swimsuit 수영복

thin 마른

thoughtful 사려 깊은

topic 주제

tum 터

vending machine 자동판매기

virus 바이러스

weigh 무게 재기

weight 무게

weird 기이한

well-done 잘 익힌

wrap 싸다, 포장하다

yummy 맛있는

be broke 파산하다

be coming up ~이 다가온다

be in stock ~이 있다

be interested in ~에 관심이 있다

be prepared for ~를 준비하다

be ready to ~를 준비하다

be tired of ~에 싫증나다

drop off ~를 맡기다

fail the test 시험에 떨어지다

fall off ~에서 떨어지다

fill out (양식) 채우다

for the first time 처음으로

from side to side 좌우로

gain weight 체중이 늘다

get a suntan 피부가 탭다

get along well 잘 지내다

get better ~가 나아지다

get lost 길을 잃다

give a speech 연설하다

go well with ~이 어울리다

in place of ~을 대신해

Long time no see. 오랜만에 만나.

make a noise 소리를 내다

make a reservation 예약하다

make one's order 주문하다

on time 제 시간에

pick out ~를 고르다

pile up 쌓이다

pitch in ~을 내다

run out of ~가 부족하다

see a doctor 진찰을 받다

set up ~을 세우다, 설치하다

take a taxi 택시 타다

turn right 우회전하다

wash the dishes 설거지하다

work out 운동하다

EBS와 국제토셀위원회가 직접 개발한 TOSEL 공식 교재

EBS TOSEL SERIES

EBS TOSEL은 TOSEL 시험 주관사인 한국교육방송공사와 국제토셀위원회가 함께 개발하여 시험 자체에 대한 명확한 이해를 유도하고 문제 풀이 노하우를 제시해 주는 토셀 대비 시리즈입니다. 가장 최근 기출문제들을 분석하여 향후 시험 방향을 쉽게 예측할 수 있도록 유형을 정리하고 난이도와 내용을 최적화한 문항들을 개발하였습니다. 또한 기출문제 전체 문항과 실전 오디오까지 원음 그대로 수록하여 실전과 유사한 시험 준비가 가능하고, 학습자들의 실력을 테스트해 볼 수 있도록 하였습니다. 유형별 모든 유닛에 필수적인 영어 어휘와 문법, 패턴을 제시하였고, 정답과 해석에는 문항별로 알기 쉬운 해설과 문제 풀이 팁을 제공하여 혼자서 해결해 나갈 수 있도록 가이드라인을 제시하였습니다.

LEVEL

BEGINNER TO INTERMEDIATE

DOWNLOAD

• MP3 Files

PRICE

15,000원~18,000원

Key Features

- » The Reliable TOSEL series which EBS made
- » Analyzes the questions from previous TOSEL tests so that students can easily understand the patterns of the questions
- » Various sections for the active and positive preparation for the tests
- » Offers the recent test set with real questions, illustrations and audio from previous TOSEL tests
- » Including an actual test to prepare for the real tests
- » 수험서 최고의 공신력 EBS가 만든 시리즈
- » 최신 기출 문제 완벽 분석
- » 스스로 학습을 유도하는 다양한 장치들
- » 문제와 그림, 오디오까지 그대로, 최신 기출 시험 1회분 수록
- » 실전 대비 Actual Test 1회 제공

Student Book



Compositions

Titles		Units	Pages	ISBN
EBSTOSEL STARTER 유형분석편 - Student Book + 2 Audio CDs + 실전기출문제 1회 + Actual Test 1회 + Answers&Scripts		6	164	978-89-9095-350-6
EBSTOSEL BASIC 유형분석편 - Student Book + 2 Audio CDs + 실전기출문제 1회 + Actual Test 1회 + Answers&Scripts		8	220	978-89-9095-351-3
EBSTOSEL JUNIOR 유형분석편 - Student Book + 2 Audio CDs + 실전기출문제 1회 + Actual Test 1회 + Answers&Scripts		7	192	978-89-9095-352-0
EBSTOSEL HIGH JUNIOR - 유형분석편 - Student Book + 2 Audio CDs + 실전기출문제 1회 + Actual Test 1회 + Answers&Scripts		9	256	978-89-9095-353-7
EBSTOSEL INTERMEDIATE - 유형분석편 - Student Book + 2 Audio CDs + 실전기출문제 1회 + Actual Test 1회 + Answers&Scripts		9	292	978-89-9095-354-4

Sample Pages from the Student Book

Section I
Part A

1. 알맞은 그림 고르기 - 명사, 형용사

듣기하는 문장을 듣고 그 의미를 가장 잘 나타낸 그림을 네 개의 선택지에서 고르는 문제입니다. 문장을 주의 깊게 듣고 핵심이 되는 단어나 어구를 파악할 수 있어야 합니다. 제시된 네 개의 그림을 먼저 비교해서 서로 다른 점을 찾아내고, 그 차이점을 바탕으로 문장이 가리키는 내용을 찾아내는 것이 중요합니다.

PATTERN 분석

1. 명사
그림에서 사람이나 동물이나 물건이 가지고 있는 사물이거나 장소에 있는 사물을 나타내는 명사입니다. 예를 들어, 'There is a mobile phone on the table.' 이 문장은 'mobile phone'이 핵심 단어로, 이 단어를 가진 그림을 찾아야 합니다.
- Mr. Peterson is a dentist.

2. 형용사
그림에서 사람이나 동물이나 물건의 모양이나 색깔을 묘사하는 형용사입니다. 예를 들어, 'The woman's earrings are squares.' 이 문장은 'squares'가 핵심 단어로, 이 단어를 가진 그림을 찾아야 합니다.
- The girl is wearing a red cap.
- The man is very tall and skinny.

빈출어휘

bank 은행	dolphin 돌고래	dream 꿈
fork 포크	plate 접시	gate 문
carpet 카펫	earrings 귀걸이	square 사각형
take lessons 수업 받다	carry 운반하다	jar 절단
spider 거미	bucket 통	hold 잡다
enjoy 즐기다	comic book 만화책	weather 날씨
snowy 눈이 내리는	couple 연인	clothes 옷
right now 지금	camel 낙타	next to 옆에
play 연주하다	guitar 기타	break 깨다
be broken 고장나다	nest 둥지	kitchen 주방

Warm-up Exercises

Part A. Listen and Recognize

Listen carefully and choose the most suitable picture.

1. (A) (B) (C) (D)

2. (A) (B) (C) (D)

3. (A) (B) (C) (D)

4. (A) (B) (C) (D)

5. (A) (B) (C) (D)

6. (A) (B) (C) (D)

7. (A) (B) (C) (D)

8. (A) (B) (C) (D)

9. (A) (B) (C) (D)

10. (A) (B) (C) (D)

문제 유형 이해에 도움을 주는 (Warm-up Exercise)

기출 패턴을 문법에 근거하여 세심하게 정리

기출 패턴에 따른 빈출 어휘 정리

From EBS Tosei Basic 유형분석판

최신 기출 시험 1회분을 문제와 그림, 오디오까지 그대로 살려 수록

For questions 15-16, refer to the following information.

Thank you, parents, for your money donations!

Parkview School was able to buy many things for the school.

Here is a list of the items:

- 20 badminton racquets for the gym class
- paint and brushes for the art class
- 2 whiteboards
- classroom board games and word games
- 2 CD players
- a new piano and drum set for the music class

For questions 17-18, refer to the following information.

How to Make Raspberry Ice Cream

1 cup raspberries
1 1/2 cups cream
1/2 cup milk
1/2 cup sugar
1/2 teaspoon vanilla

1 Press and mix the raspberries with a fork.
2 In another bowl, mix together the cream, milk, sugar and vanilla.
3 Freeze the cream mixture until it is thick.
4 Mix in the raspberries and freeze again.

15. What items were bought for the gym class?

(A) whiteboards
(B) board games
(C) paintbrushes
(D) badminton racquets

16. What item was bought for the music class?

(A) a drum set
(B) a guitar
(C) some flutes
(D) some CDs

17. Which ingredient do you need the most of?

(A) raspberries
(B) sugar
(C) milk
(D) cream

18. When do you add raspberries to the mixture?

(A) before you add the vanilla
(B) after the mixture freezes a bit
(C) after the mixture melts
(D) before you add the cream

Practice

Listen carefully and choose the most suitable picture.

1. B: (A) (B) (C) (D)

2. G: (A) (B) (C) (D)

3. B: (A) (B) (C) (D)

Trial Test

Directions: You will hear English sentences. The sentences will be spoken TWICE. Listen carefully and choose the most suitable picture.

지시사항: 영어문장을 듣고, 들은 내용을 가장 관련 있는 그림을 고르는 문제입니다. 영어문장은 2번 들려줍니다.

1. (A) (B) (C) (D)

2. (A) (B) (C) (D)

3. (A) (B) (C) (D)

실제와 같이 해당 파트의 문제를 풀어보며 실력 점검

실제 시험 조건과 같이 실전 대비 가능

PART C. Listen and Retell

Directions: You will hear short talks or conversations. They will be spoken TWICE. Listen carefully, read each question and choose the best answer.

지시사항: 11번에서 25번까지는 짧은 대화나 이야기를 두 번 듣고, 주어진 질문에 가장 알맞은 답을 고르는 문제입니다.

11. Where are they?

(A) (B) (C) (D)

12. What did the girl buy?

(A) (B) (C) (D)

13. What will they have for dessert?

(A) (B) (C) (D)

14. Why can't the girl go outside?

(A) She is too tired.
(B) She must clean her room.
(C) She needs to eat dinner.
(D) She has to do her homework.

15. What did the boy do?

(A) throw his trash on the ground
(B) put his trash in a garbage can
(C) put his trash in his pocket
(D) leave his trash on the table

16. How does the boy feel?

(A) happy
(B) sad
(C) angry
(D) scared

17. What sport is the boy good at?

(A) basketball
(B) soccer
(C) ping-pong
(D) baseball

ESPT 고득점과 영어 듣기·말하기 실력 레벨업을 동시에!

ESPT SERIES

ESPT 시리즈는 국가공인 말하기 자격시험인 ESPT(English Speaking Proficiency Test)를 준비하는 수험생을 위한 교재로, 레벨과 연령에 따라 JUNIOR-TEENS-GENERAL로 나뉩니다. 철저한 유형 분석과 함께 실제 iBT 시험과 비슷하게 구성된 CD-ROM으로 실전처럼 연습함으로써, 시험 대비에 앞서 기본적으로 꼭 알아야 할 내용부터 고득점 달성을 위한 스킬 훈련까지 전 학습과정을 함께할 수 있도록 체계적으로 구성되었습니다.

LEVEL

LOWER-INTERMEDIATE TO HIGH-INTERMEDIATE

DOWNLOAD

- Answer Keys
- MP3 Files

PRICE

13,000원~16,000원

Key Features

- » Offers exclusive strategies and valuable tips for each section in ESPT Tests
- » Provides intensive practice and actual test to prepare for the tests
- » Allows students to fully understand each question type through repetitive practice
- » Includes a CD-ROM that simulates actual test-taking conditions
- » ESPT Teens 시험 기출문제 유형을 분석하여 파트별 수험 전략 수록
- » 충분한 연습문제 및 실전 유형 대비 문제로 ESPT TEST 완벽 대비 가능
- » 문제 유형 이해 → 파트별 공략법 → 실제유형문제 → 연습문제로 반복학습 가능
- » 실제 ESPT 시험과 유사한 환경에서 모의 시험을 볼 수 있는 시뮬레이션 CD-ROM 제공

Compositions

Titles	Units	Pages	ISBN
Level UP! ESPT Junior Level 1 - Student Book + 2 Audio CDs	27	152	978-89-6210-250-5
Level UP! ESPT Junior Level 2 - Student Book + 2 Audio CDs	30	176	978-89-6210-251-2
Level UP! ESPT-NET Junior 1 유형편 - Student Book + 1 Audio CD	11	180	978-89-6210-272-7
Level UP! ESPT-NET Junior 2 유형편 - Student Book + 1 Audio CD	11	188	978-89-6210-273-4
Level UP! ESPT Teens- Student Book + 2 Audio CDs + 1 CD-ROM	18	176	978-89-6210-182-9
Level UP! ESPT-NET Teens 유형편 - Student Book + 2 Audio CD	8	176	978-89-6210-274-1
단기완성! ESPT General 실전초급 - Student Book + 1 CD-ROM	12	160	978-89-6210-215-4
단기완성! ESPT General 실전중급 - Student Book + 1 CD-ROM	12	164	978-89-6210-216-1
단기완성! ESPT General 실전고급 - Student Book + 1 CD-ROM	12	176	978-89-6210-217-8

Student Book



CD-ROM



Sample Pages from the Student Book

Unit 01
사람/동물의 동작과 모습

Point

- 사람이나 동물이 현재 하고 있는 동작에 대해 말할 때는 주어 다음에 (be 동사 + ing)을 쓴다.
- 사람의 옷차림에 대해 말할 때는 주어 다음에 (be 동사 + wearing)형을 쓴다.
- 그 여자는 눈이 커 (She has big eyes). 그 계는 꼬리가 짧아 (The dog has a short tail). 사람이나 동물의 특징에 대해 이야기할 때는 (He/She/It has ~) 형으로 쓴다.
- 사람이나 동물이 공정한 것에 대해 말하고 싶을 때는 They have ~ 뒤에 말하고자 하는 것을 복수형으로 나타낸다.
- 아래 문장 have/has는 '가져오'는 뜻이므로 have/has 아래는 요소를 대한 확실한 사람이나 형제 그 사람/동물이 갖고 있는 다른 것을 말할 수 있다.

단어

사람의 몸 part (부분): 일팔 ~ hand leg (다리): 팔 ~ foot arm (팔): 팔 ~ shin (종아리): 다리, (사슴의) 다 ~ wing 날개 ~ back 허리 ~ feeder (조롱골) 다듬이 ~ scale (물고기의) 비늘 ~ claw (물고기의) 갈비뼈

사람의 동작 verb (동사): 뛰다 ~ feed 먹이주기, 주다, 입술 찍기 ~ drink 마시다 ~ water (물줄기) 물을 준다 ~ clean 청소하다, 빨래하다 ~ sweep 바닥 청소하다 ~ wipe (습기) 닦다 ~ fix 고치다, 수리하다 ~ show the snow 산으로 눈줄이다 ~ move the team (out the team) 팀을 옮기다 ~ take a walk 산책하다 ~ walk a dog (dog) 산책하다 ~ jog Jogging ~ go jogging Jogging하다 ~ rest 쉼 ~ push 푸시하다 ~ pull 당기다 ~ run 뛰다 ~ catch 잡다 ~ shake somebody's hand (shake hands with somebody) 악수하다 ~ put arms around each other's shoulder 어깨동무하다 ~ move 움직이다, 이사하다 ~ carry (물건) 나르다, 운반하다, 옮기다 ~ load (물건) 싣다

Unit 01 문제 및 보기와 연습문제를 보세요.

16 Level 1 Section 1

Practice

다음 문장을 잘 듣고 맞는 그림을 고르세요. CD 1.2

1

2

3

4

문제 맞보기 및 연습문제 풀이

Listening Test Part 1 17

From Level UP! ESPT Junior Level

From Level UP! ESPT Teens

Unit 01
Be동사 의문문

Key Point

- Is he/she ~?와 같이 be동사로 끝나는 질문에 대해서 제시된 그림의 내용과 일치하면 Yes, he/she is. 또는 Yes, it/he/she is. 뒤에 질문에 나온 말을 그대로 붙여주면 된다. 질문에 부정적인 대답을 하려면 No, he/she isn't라고 하고 되고, It/he/she is ~라고 하면 정보를 덧붙여 말할 수 있다.
- 질문에 대한 다른 형태의 대답은 Yes, I think so. or No, I don't think so.가 있는데, 이 대답은 질문의 내용과 상관없이 고정적으로 쓸 수 있는 단어이므로 적절히 활용해 보면 좋다.
- '-이 있습니까?'라는 뜻의 질문인 Is/Are there ~?에 대해서 Yes, there is/are. or, No, there isn't/aren't.로 답할 다음, 추가 정보를 덧붙이면 된다. Is there ~?에는 단수명사를 쓰고, Are there ~?에는 복수명사를 쓴다는 것에 주의한다.

Real Question! Good Answers!

Q. Is he sweating?

R1 Yes, he is.

R2 Yes, I think so. He is sweating.

R3 Yes, he is sweating. He is running.

Q. Is the building taller than the tree?

R1 No, it isn't.

R2 No, it isn't. The tree is much taller than the building.

R3 No, it isn't. The building is smaller than the tree.

기술이해하기

Q. Are there five tomatoes inside the box?

R1 Yes, there aren't.

R2 No, there are four tomatoes inside the box.

해설 그림을 보고 판단하는 문제이므로, 화면에 나타나고, 그림에서 수를 확인해 보고 답한다. Yes, 일곱이 없으니 No, there are four tomatoes inside the box.

16 Level UP! ESPT Teens

Practice

다음 질문에 대답하세요. CD 1.2

1.

2.

3.

Part 1. Yes/No Questions 17

각 파트를 유형별로 분석하여 핵심 포인트 제시

<Practice>를 통한 유형별 반복 연습

체계적인 기출 문제 분석

UNIT REVIEW
01

Directions: You will hear English sentences twice. Listen carefully and choose the most suitable picture.

1

2

3

4

5

6

반복적인 문제 풀이를 통한 실전감각 기르기

Unit 01 19

From Level UP! ESPT-NET JUNIOR

From ESPT General 실전중급

Actual Test 1
Sample Responses

Part 1 Yes/No Question

Q1. Do you like to travel?

R1 Yes, I do. Last time, I went to New York for summer vacation. It was great. Various people from all over the world were there.

R2 No, I don't. I don't like to go to places that I am unfamiliar with because I am scared of strangers. It is all right for me to travel around my home country.

Q2. Do you like shopping?

R1 Yes, I do. Actually, I love shopping. You can call me a shopaholic because I go shopping at least once a week.

R2 No, I don't. To go shopping for more than 30 minutes makes me tired and gives me a headache.

Part 2 Choice Question

Q1. Do you like to watch TV at home or movies at a movie theater?

R1 I like to watch TV because every time that I go to a movie theater, I feel tired. I don't know why, but by the time I get to watch a movie at the theater, I am already exhausted.

R2 I prefer to watch movies at the theater because of the big screen and the sound effects. My TV at home is quite small, so the image on its screen is small too.

Q2. Which do you like better, pizza or kimchi?

R1 I like pizza because it is delicious and convenient. For example, when I'm hungry, I can just order a pizza and enjoy it.

R2 I like kimchi because it is healthy and spicy. My parents told me that it contains some bacteria which are good for my body, and I simply like its spiciness.

Part 3 Personal Information

Q1. When was the happiest moment in your life?

R1 The happiest moment in my life was the time when I went to a concert that Kara put on. They were so pretty and good at dancing. Best of all was that I got to shake hands with the member whom I liked the best.

R2 When I was about 9 years old, my dream came true. My parents finally allowed me to have a pet. They got me a cute puppy. When I first saw her, I called her "Star" because her eyes were like the twinkling stars in the sky.

Q2. Describe your childhood.

R1 I was very short compared to others my age when I was a child. So they all "shortie", which I didn't like very much. Since then, I have always worn high-heeled shoes.

R2 I grew up in the countryside. My neighbors and my parents were farmers, so I had various plants and animals. My parents owned rice fields and an orchard. I used to pick some plums and have them with my friends on my way home after school.

Q3. Talk about your favorite place you have traveled to.

R1 My favorite traveling spot is Myeongdong because it's one of the most famous shopping places in Korea. I love shopping, so I often go there. I even went there last week and got a new pair of jeans.

R2 I would choose Tokyo Disneyland as my favorite traveling spot. At Tokyo Disneyland, every Disney character looks like a baby. For example, Mickey Mouse is a baby Mickey, and Pooh bear is a baby Pooh. I think they all look better and cuter than the original Disney characters.

Part 4 Picture Identification


Q1. Talk about what you see in the picture.

Actual Test 1 - 121


고득점을 받을 수 있는 두 개의 예시 답변 제공

학습자 개개인의 수준에 맞춘 단계별 자기 학습 가능

Clue & Key Bestsellers



EASYS Junior SERIES



WINNERS' Speaking & Listening



WINNERS' Reading & Writing